

2020 Mystery Quilt Challenge – Unit 3

Susan Turk
(label unit)

Summary:

Make 18 Checker Blocks

Tip:

When sewing Strip Sets, alter the sewing direction so that the strip set doesn't bow.

Detail Instructions

Cutting Instructions:

- Fabric 1:

Cut 3 - 4 ½" X WOF

Cut 3 - 2 ½" X WOF" (cut 1 strip in half)

- Fabric 4:

Cut 5 - 2 ½" X WOF (cut 1 strip in half, only 1 is used)

Assemble:

Row 1 & 3:

- Sew 3 strip sets together on full WOF long side and press

Fabric 4 - 2 ½" X WOF

Fabric 1 - 4 ½" X WOF

- Subcut the above 3 sets by 2 ½" for a quantity of 36.

Row 2:

- Sew 1 strip set together on long side and press

Fabric 1 - 2 ½" X WOF

Fabric 4 - 2 ½" X WOF

Fabric 1 - 2 ½" X WOF

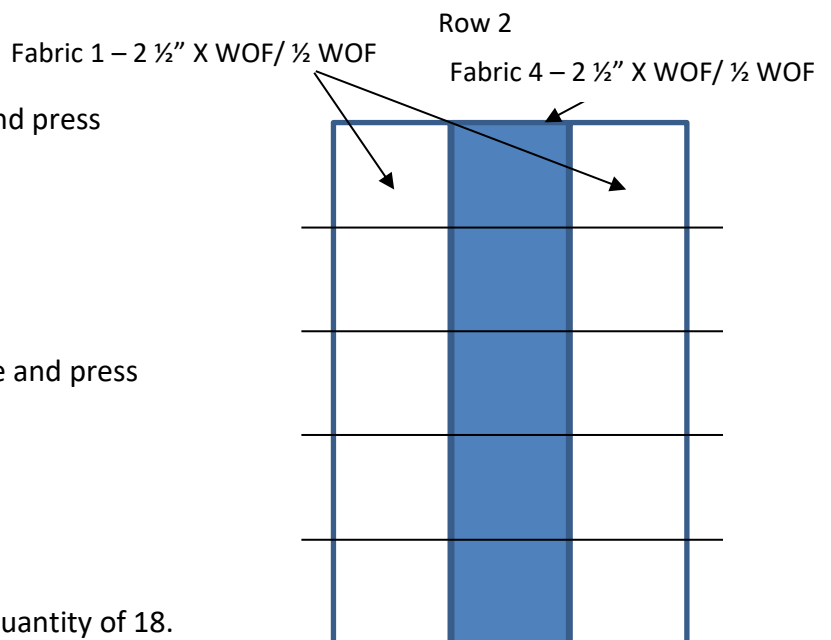
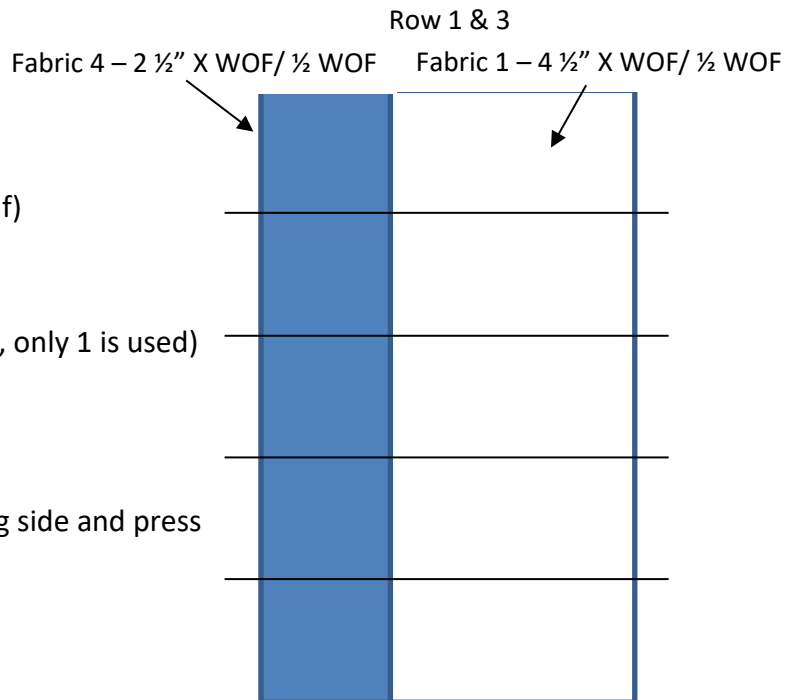
- Sew 1 strip set together on ½ WOF side and press

Fabric 1 - 2 ½" X ½ WOF

Fabric 4 - 2 ½" X ½ WOF

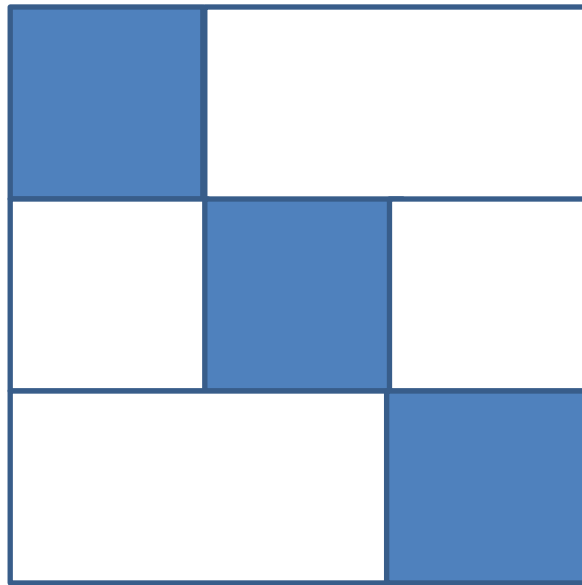
Fabric 1 - 2 ½" X ½ WOF

- Subcut the above 2 sets by 2 ½" for a quantity of 18.



Block

- Sew Rows 1 thru 3 together to make 18 blocks (See Below). It should measure 6 ½" X 6 ½".



*** If you have any questions, please email Susan Turk (susanturk182@hotmail.com)