

The Quilting Press

Published by the Irving Quilt Guild, Inc.


August 2023
Volume 25, Issue 8

President's Message

Friends of Quilt Guild- many thanks for your hard work on our future quilt show, our 25th anniversary, and the exhibit at the Irving Museum. We have been busy inspite of the heat! As we are an active group of sewers/quilters, we must continue our services.

The July meeting was well attended with our friend, Beverly Ingram showing many beautiful quilts. She also gave us encouragement to continue to learn new projects and methods. We always need that good word! It meant a lot to me as she is a strong women in courage and effort at her shop. What a good example of leadership. Let's go to Quilter's Dream to return that encouragement. Our August meeting is different because it falls on the show date; so make a reminder that August 10th is when we will meet. We will have another good speaker, Wayne Kelly giving us a self defence presentation. He has spoken to other guilds/groups which have been very positive. He presents self defence information; has a handout & demonstrates many situations of concern.

Thanks again for what you do to support Irving Guild. Susan Holt



National Watermelon Day

When: Always on August 3rd

This big fruit deserves it's own big day. And, so we give pause to celebrate watermelons on National Watermelon Day. Sweet and tasty, watermelons are one of summer's favorite fruit. It's standard fare at picnics. While watermelon is over 90% water, it sure tastes good. And, what picnic would be complete without a seed spitting contest?

Our research was unable to establish this day a true national day (which requires an act of congress). We also have not uncovered the origin of this day. we suspect it originated by an agricultural organization, or perhaps a wild and crazy watermelon fan.

Please don't limit your consumption of watermelon to just this month. Stores carry watermelon twelve months of the year.

GENERAL MEETING MINUTES

Date: July 20, 2023

Vice President Susan Holt called the meeting to order at 7:00 p.m.

*(Secretary's Note: August General Meeting will be on **August 10th at 7:00 p.m.** instead of August 17th, the first day of the Quilt Show; Board Meeting being held at 6:00 p.m.)*

Sunshine & Shadows: Jackie Wagner started off the meeting with Shadows. Sue Gray is not doing well. She has kidney problems and cancer of the lungs which has spread to other body parts. Carol Cook read a note from Sue. Cards would be appreciated. Alene Winn is doing very well. Her doctor told her that she does not need any more surgeries. She had been suffering with a leg infection.

Birthdays: Everyone sang "happy birthday" to Susan Holt, Sue Gray, Nan Coleman, and Alison Dale.

New Members and Guests: There were two guests—Yvonne Steelman—a friend of Gayle Henegar, and Beverly Ingram, the guest speaker.

July Program: Beverly Ingram from Quilter's Dream quilt shop presented a light-hearted trunk show of some of the many quilts that she has created, interspersed with lessons and tips she has learned along the quilt making journey.

Board and General Meeting Minutes: After the break, Ernestine Chipman started off the Business Meeting asking for any corrections to the May Board Meeting or May General Meeting minutes and then the same minutes for June. One correction was requested for the May General Meeting minutes which will be made before Ernestine does the July Meeting minutes write up. Both the May and June Board and General Meeting Minutes were unanimously approved, with the May General Meeting correction.

25th Anniversary Museum Exhibit: Ernestine then updated the membership regarding the Irving Archives & Museum exhibit for the Guild. The Museum staff is busily doing the layout for the exhibit. They like both ideas for exhibit activities—the table demonstrating block making and the Friendship groups meeting in the Museum's 3D Lab. The exhibit will need volunteers to function as docents. There were several questions which Ernestine will get answered as soon as she can. Another article in this newsletter provides more details on these activities and docents.

Quilt Show: Tickets: Carol Cook announced that she has additional \$12 tickets that she is selling at this meeting. **Show Times:** 10 a.m.-5:30 p.m. on Thursday and Friday, August 17th & 18th; Saturday, August 19th, 10:00 a.m.- 5:00 p.m. **Delivery Date and Time:** Quilt Show quilts need to be delivered to the Irving Convention Center sometime between 12-4 p.m. on Sunday, August 13th. **Submission requirements:** The quilts should include: 1) A covered label on each submitted quilt; 2) A sleeve on the top of the quilt; and 3) Name, address, and phone number of the person on each quilt submission. **Quilt Pick-up:** Entered quilts can be picked up starting at 5 p.m. on Saturday. There will be a fine of \$10/day for any not picked up. **Volunteers:** The Expo still has 100 volunteer positions open. You can sign up on the Expo's website. Sign-up Genius is available for those members wanting to volunteer. **Classes:** There are still openings. Check the schedule on the Expo's website.

Quilt Show Booth: Shawn Carr thanked everyone who has made items for the Booth. She has lots of gifts that have been made for the Booth. She needs 2 volunteers to set up the booth on Wednesday, the 16th. During the Show, she only needs volunteers during the lunch hours on Thursday, Friday, and Saturday. She and Ginny North are going to price all the items this weekend.

25th Anniversary Luncheon: Will be held on Saturday, September 23rd, from 1:30-3:00 p.m. at Villa's Grill Brazilian steakhouse on Main Street. All the food will be brought to the table. This will only be a social event; no speaker. Invitations will be coming in the mail.

Fall 2023 Retreat: Ginny North announced that she is collecting money at this meeting and the August meeting for the Fall Retreat, being held at Red Boot from October 12-15th. Total cost is \$300 for the 3 days. She will not be able to collect any money beyond the August meeting because of the new 30-day, in advance payment policy of the facility. The facility requires a minimum of 25 sign-ups. Fourteen members have signed up. If enough people do not sign up, Ginny will reach out to non-members. Massages will also be available if enough people sign up. Ginny will accept checks mailed to her.

GENERAL MEETING MINUTES

July Workshop: Susan Holt announced that the July 22nd Workshop, teaching painting on fabric, has been cancelled because the teacher, Deborah Kay, is ill.

August General Meeting and Program: Suzanna Fox announced that the August General Meeting will be held on August 10th, 7:00 p.m. at Holy Family Catholic Church. The program will be on Personal Safety. The Board Meeting will be held at 6:00 p.m.

August and September Workshops: These will not be held because of the Quilt Show and the 25th Anniversary Luncheon, respectively.

October Workshop: The workshop, Machine Applique, will be taught by Kristi Nelson on October 21st. Anyone interested must sign up and pay the full cost of \$40 at the September 21st General Meeting or by mail before the workshop date.

Angel Quilts: Donna Reid announced that she has some additional dog and other fabric this month for the person winning the Angel Quilts drawing. Pam Chenault won the 4 red points drawing and the fabric.

Show and Tell: Several Butterfly quilts were shown, made with the pattern which was published in the July newsletter. One member showed her first Christmas-themed quilt which she quilted on her embroidery machine.

The meeting ended with door prizes being awarded.

- | Next Workshop---Machine Quilting
- | presentors are Kristi Wilson & Janie Merritt
- | Oct. 21st at Holy Family 9AM-2PM Cost \$40
- | Please pay in August or September at the meeting.
- | Last Workshop----is another jelly roll quilt in November.
- | Let's learn some new things and sew up!



25th Anniversary Museum Exhibit: Volunteers Needed

The Museum staff is busily entering the details that the Exhibit Committee has given them on the exhibit items for the Exhibit's layout. *Please consider volunteering for one or more of the following activities--*1) Docents/tour guides for any community group and school tours; 2) Block Making Demonstration table located outside the Museum's 3D Lab; and 3) Friendship groups meeting and working on projects inside the Museum's 3D Lab. There are no set dates or other details for the activities, *yet*, but the Exhibit Committee—Susan Holt and Ernestine Chipman--would like to recruit volunteers by **August 31st**—which will be only 3 weeks from the Exhibit's opening. This is the lead time that their Marketing Director, Clare Hulfish, needs to coordinate these activities. Suzanna Fox and Cynthia Gladden have volunteered to be some of the docents (thank you, Cynthia and Suzanna!). Susan Grewing has volunteered to be one of the members staffing the Block Making table (thank you, Susan!). Thank you everyone for your support on this.



IRVING QUILT GUILD – Board Meeting – July 13,2023

Attending: Susan Holt, Ernestine Chipman, Nancy Norris, Pansy Shehee, Donna Reid, and Suzanna Fox.

Absent: Alene Winn, Gail Hensley, Jackie Wagner, Shawn Carr, Jerry Bowen, and Ginny North.

Meeting called to order at 2:15 p.m. by Susan Holt, Vice President. It was a short meeting because there was not a quorum to vote on anything new.

Finance: Susan Holt passed around copies of Jerry Bowen's June Finance report. There were no questions. Then, Susan Holt went over the agenda for the June General Meeting. She asked each board member present if they had something to report. She made reports for those not present.

Sunshine and Shadows: Susan will have Jackie Wagner start off with Sunshine and Shadows. Jackie will be at the June General Meeting. She was back on her feet—attended Threadpickers today. Suzanna said that she would buy 3 cards—Alene, Sue Gray who is in the hospital and Jerry Tollett who has fallen and broken an arm.

Guild Museum Exhibit update: Ernestine Chipman will follow. She announced to the Board that she has commitments from 10 people now for a total of 22 quilts, 4 sewing machines, and a small number of various notions. This does not include the 4 Keeper Quilts that Janie Merritt has. The Board decided that Ernestine should hold off on these quilts until she sees if she needs them. Susan Holt suggested that Ernestine also ask for favorite books and patterns. She will send a request to all members, asking those who have made commitments to send her the required Museum form by email or bring it to the General Meeting next Thursday. She will have blank forms the night of the Meeting. Ernestine also suggested that the Friendship groups consider meeting at the Museum's maker lab on one of the exhibit days so that the public could quilts being made. Donna Reid said that she would be glad to help out with that.

Quilt Show: Susan Turk and Carol Cook will provide Show updates. Carol may also provide an update on the Veterans picnic. Susan Holt has not received any updates from Carol Cook or Susan Turk on the number of quilts received for the Quilt Show.

Membership: Suzanna Fox will have nothing to report.

Retreats: Ginny might have something to report, but Susan Holt has not received anything new from her.

Programs and Workshops: July General Meeting and Workshop: Susan Holt has found a speaker from Quilters Dream for the July General Meeting. There will not be a July workshop.

New business, ideas, suggestions: Suzanna Fox suggested the Guild have a workshop in the Fall which instructs members on how to make a mini quilt. This is one way that the Guild could enter more minis in the Show.

The meeting was adjourned at 2:40 p.m.

Retreat !!!

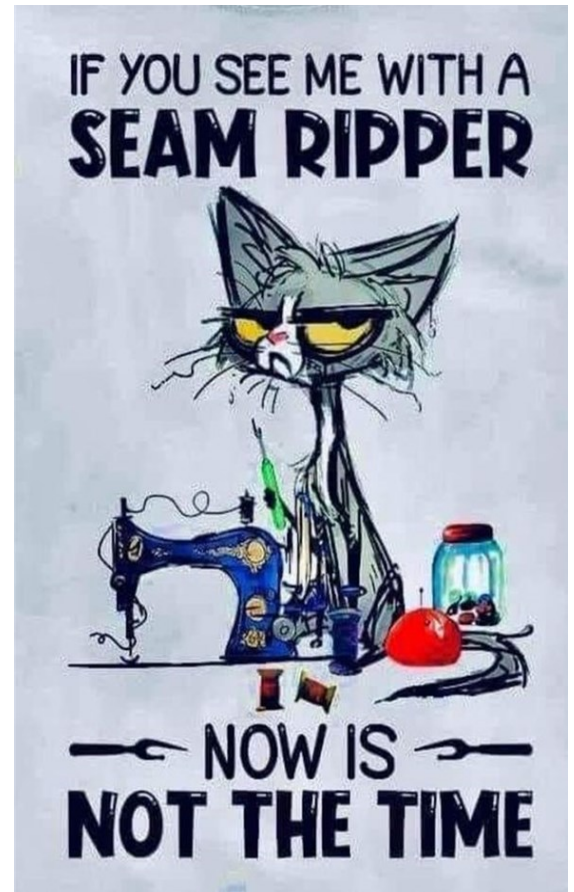
Well, it is retreat time again! The Fall retreat will be October 12th through the 15th at Red Boot Retreat Center. The cost is \$305.00 for 3 nights. As in the past, we have the option to have a massage should we have enough ladies sign up. I know it seems early but Red Boot has a new policy, and our payment must be received [30 days](#) prior to Retreat. That means your deadline for payments to me will be at the August meeting.

So, if you are interested in attending this retreat with us, please text or call me at 817-797-8729. Let me know who you plan to share a room with, and if you want to sign up for a [massage](#). I will add your name to the list and collect your payment at our August meeting.

See you then!

Ginny North 817-797-8729

RELAX  RETREAT




Saw this on the internet and just love it.

Watermelon Smoothie Recipe

Watermelon Smoothie is a refreshing change from the traditional watermelon mocktails and juices that you see around. It is simple, quick and super delicious. Children simply love this smoothie, as red in color and feels wholesome and refreshing, providing instant energy after playing in the intense summer heat. The addition of rose water to the watermelon smoothie adds to the taste and flavor of this smoothie.

Ingredients

- 2 cups Watermelon, deseeded, cut into cubes
- 1-1/2 cups Milk
- 1 teaspoon Rose water
- Honey , to taste
- Ice cubes , to serve



How to make Watermelon Smoothie Recipe

To make the Watermelon Smoothie Recipe, add all the ingredients into a blender and blend until smooth and creamy.

Add the milk a little at a time while blending so the melons get ground well into a smooth puree. Serve chilled.

Apple pie pudding

8 cups bread cubes
3 medium apples, peeled, seeded and chopped
4 eggs
1 cup vanilla yogurt
1 cup milk
2 teaspoons cinnamon, divided
½ teaspoon nutmeg
½ c sugar + 2 tablespoons
Half a cup of raisin sauce
1 c unsalted butter
1 c heavy cream
1 c brown sugar



directions :

Preheat oven 350 degrees.

Spray a 9×13 baking dish with cooking spray.

In a large bowl, whisk together milk, buttermilk, eggs, 1 teaspoon cinnamon, nutmeg, and 1/2 cup sugar.

Add the apples and raisins, then gently add the bread cubes. Pour into the prepared skillet.

In a small bowl, stir in 2 tablespoons sugar and 1 teaspoon cinnamon.

Sprinkle over bread pudding. Baking for 30-40 min

While the bread pudding is baking, make the caramel sauce.

In a heavy saucepan over medium-low heat, mix together the butter, heavy cream, and brown sugar. Brings to a boil.

Reduce the heat and simmer until the sauce thickens, 5 minutes. Pour over bread pudding to serve.

Put vanilla ice cream on top.

* If you can leave the bread cubes outside for a few hours until they are nice and dry. If not, place on a baking sheet and bake at 350 for 10-15 minutes or until dry but not toasted.

*You can make it the night before and pop it in the oven for breakfast - in fact it gets better if it stays all night!

Middle Child's Day

When : Always August 12th

Middle Child's Day gives a little well deserved recognition to the wonderful and special middle child in the family.

For parents of three children, you likely know the "Middle Child Syndrome" all too well. If you grew up the middle child with both older and younger siblings, you know the feeling a from a very personal perspective.

The first child is the first child. Beyond a doubt, the first born is a very special occasion. And he, or she, has all of mom and dad for a while before the second child comes along. The final child is and always will be the baby of the family.

This author knows what its like to be a middle child. We won't go into a dissertation about what Middle Child Syndrome is. Rather, we will focus upon one aspect. Older and younger children tend to be more outgoing, or extroverted. The middle Child tends to be more introverted, quieter, perhaps a bit of a loner.

It is very fair and fitting that we celebrate, and place into the limelight, the middle child today. Go out and enjoy this day to the fullest. Tell the world about it. Be a little outspoken, and let the world know how great it is to be the middle child. YOU truly are a wonderful, talented, ad special person!

Happy *Middle Child's Day* to all of my fellow middle children!



Angel Quilt Info

There were 15 beautiful Angel Quilts collected in July. This brings the total delivered to Scottish Rite to 138. Thank you everyone! We have until the November meeting to earn points and reach our 300-quilt goal. August is a busy month for everyone volunteering for the show but try to set aside time to finish your Angel Quilt.

Sarah proved to us you can make beautiful quilts utilizing free fabric.

Remember the small quilts are worth 4 points for piecing and 3 points to the quilter. If you do both you receive both. The size is a minimum of 90 inches. One length plus one width. The large quilt is worth 8 points for the piercer and 6 for the quilter. If you do both you earn both. The size is minimum 120".

The quilt must have the top, batting and backing. It must be quilted not tied. There cannot be any buttons or bows attached to the quilt because children receive them.

If Pansy won the Raffle again no one would believe it wasn't rigged. Pam Chenault is the lucky winner of the Lite Red Raffle. She won 4 points, a package of coordinating Dogie fat quarters and a small zipper bag. Congrats Pam!

Wash your hands. Clean hands are good for our fabric as well.

Thank you,

Donna Reid 214 435-4148 donna@acdentprises.com



LOVE THY BABY...
need volunteer points?

Would you consider doing some small quilts and or Receiving blanks for us? Love Thy Baby provides all the flannel to sew if your stash is short and you want volunteer hours, please consider doing small quilts or receiving blankets for us. *We provide all the flannel you need; all you have to do is surge or do a rolled hem on the 36 x 36 flannel.

*Small quilts 36 x 36 are completely put together all you have to do is do the quilting on top in the ditch, meandering or x's.

Please remember to bring all your Receiving Blankets, small quilts and hats back to our next meeting. Please make sure you return them in the white bag that you took them in along with the tag on the bag If you have any questions, please contact me. I thank you – and Love Thy Baby thanks you.

Flannel Receiving Blankets—50per bag 10 points.

Small Quilts—2 points per quilt

LaCora McSwain 972-255 6233 or

l.mcswain4@verizon.net



Update on Sue Gray

Sue has been moved to the Hospice unit in Carrolton and resting comfortably today. The cancer is growing rapidly. She wants to be where her pain will be controlled.

She is limiting visits since she gets so tired and starts coughing when she talks. Sue has settled in and she slept a bunch yesterday.

Please keep her in your prayers.



Use 100% quilting cotton.

This suggestion is one of those vital beginner quilting tips that I wish I had known when I first started. I know it's tempting to purchase cheaper fabrics that aren't 100% cotton, but unfortunately, they won't last as long as 100% quilting cotton will.

That said, you don't have to buy expensive "designer" fabrics to make something beautiful and long-lasting. Most fabric shops or your local arts and crafts stores (such as Hobby Lobby or Joanns) have a beautiful selection of fabrics that often go on sale.

6					9			4
	8	9	5				1	6
5				6		3		9
8	3	1				7		5
	2						6	
9		7				8	4	2
2		6		1				8
3	7				6	9	2	
1			3					7

Start with a simple project.

When you are first starting, don't choose to create a king-sized quilt that you plan to be an heirloom piece for generations to come. This kind of project puts way too much pressure on you for your first few projects, and quilting should be fun, not stressful!

I suggest doing some small, simple projects like making up some potholders and placemats for yourself or a friend. Maybe progress to a mini quilt that you can hang on your wall or a simple baby quilt pattern.

Misty's Book Nook



All the Dangerous things (Jan 2023)
Stacy Willingham
Psychological Thriller

One year ago, Isabelle Drake's life changed forever: her toddler son, Mason, was taken out of his crib in the middle of the night while she and her husband were asleep in the next room. With little evidence and few leads for the police to chase, the case quickly went cold. However, Isabelle cannot rest until Mason is returned to her—literally.

Except for the occasional catnap or small blackout where she loses track of time, she hasn't slept in a year.

Isabelle's entire existence now revolves around finding him, but she knows she can't go on this way forever. In hopes of jarring loose a new witness or buried clue, she agrees to be interviewed by a true-crime podcaster—but his interest in Isabelle's past makes her nervous. His incessant questioning paired with her severe insomnia has brought up uncomfortable memories from her own childhood, making Isabelle start to doubt her recollection of the night of Mason's disappearance, as well as second-guess who she can



Start with a simple project.

When you are first starting, don't choose to create a king-sized quilt that you plan to be an heirloom piece for generations to come. This kind of project puts way too much pressure on you for your first few projects, and quilting should be fun, not stressful!

I suggest doing some small, simple projects like making up some potholders and placemats for yourself or a friend. Maybe progress to a mini quilt that you can hang on your wall or a simple baby quilt pattern.

PARMESAN-GARLIC-ROAST-POTATOES

Ingredients

2 pounds red potatoes cut into 1 inch pieces
2 Tablespoons olive oil
1/2 cup grated parmesan cheese
3 garlic cloves minced
1/2 teaspoon oregano
1/4 teaspoon salt
1/4 teaspoon pepper
chopped parsley for garnish

Instructions

Preheat oven to 400 degrees. Lightly spray a baking sheet with non stick cooking spray.

In a large bowl add the olive oil, parmesan cheese, garlic, and oregano. Toss with the potatoes until coated and lay in a single layer on your baking sheet. Salt and pepper to taste. I also like to sprinkle additional parmesan on top.

Roast for 30-35 minutes or until golden brown and crisp. Serve with parsley sprinkled on top.



Friendship Groups

Guild members are cordially invited to join a sewing group for fellowship, growth, and stitching. Most groups have room for new members.

Threadpickers

Threadpickers meets at Saint Mark's Episcopal Church which is at the corner of 6th St. and O'Connor on the second Thursday of each month, from 10 am to 2 pm.

If you are looking for a friendly daytime group, please meet with us at St Mark's! You can "Brown Bag" your lunch and bring your drink or choose one of the restaurants in downtown Irving.

Bring a project to work on and be ready for a couple of hours of friendship and good conversation.

For more information, contact me! Cynthia Gladden 972-790-9024

Material Woman

(Second Monday – 3-6 pm – Holy Family Church)

Material Women's meetings are at Holy Family in the Gym building now from 3-6 or when we get tired of socializing. We meet the 2nd Monday of each month. What will we work on? We'll meet at Holy Family and work on a pattern we haven't decided on yet. You can bring your own project. All are welcome.

Donna Reid 214 435-4148 donna@acdenterprises.com

Frayed Knots

(Second: Monday 1:00PM – 6PM)

The Frayed Knots meet on the 2nd Monday of the month. The next meeting will be **August 14** at 121 S Story Rd, Irving, TX. (Grace Pointe church Annex building across the street). We will be there from about 1 o'clock until we decide to leave.

We had several people in attendance, many came and dropped off their box exchange and left while several of us stayed and visited...

We are working on our exchange blocks but always looking for other projects to do to help our community.

Mae Harless 214-683-4920

The Cut-Ups

The Cut-Ups will meet on Thursday, August 3, at the gym building of Plymouth Park Baptist Church, 5:00 P.M. We had a very nice meeting last month with lots of show and tell. Bring your projects for the group to see.

Evelyn Banks 972-252-5290

Officers

President:
Alene Winn
1st Vice President:
Susan Holt
2nd Vice-President:
Ginny North
Treasurer:
Jerry Bowen
Secretary:
Ernestine Chipman
Chairpersons
Angel Quilts:
Donna Reid
Audit:
Deborah Kay
Door Prizes:
Pansy Shehee
Historian:
Nancy Norris
Hospitality:
Gayle Henegar
Keeper Quilts:
Janie Merritt
Love Thy Baby:
LaCora McSwain
Membership:
Suzanna Fox
Newsletter Editor:
Judy Poole
Nomination:
Judy Poole
Parliamentarian:
Ginny North
Quilt Show:
Carol Cook
Patrotic Quilts:
Carol Cook
Sunshine & Shadow/
Welcoming:
Jackie Wagner
Webmaster:
Susan Turk

Officer's Meetings

The Officers and Committee Members meet the second Thursday of each month at Holy Family Church Campus 2323 Cheyenne, Irving We meet at 2:00 and everyone is welcome.

Long Arm Machine Quilters

Linda Cole	214-727-4397
Janie Merritt	469-644-2867
Linda Scott	972-986-7890
Bonnie Sloan	972-252-8067
Susan Turk	214-236-7975
Deborah Kay	817-881-0069

REMINDER

AUGUST GENERAL MEETING IS
THURSDAY AUGUST 10TH 7PM
BOARD MEETING 6PM

Prevent shadows.

To avoid shadowing when working with high-contrast fabrics, such as red and white, press the fabric seam toward the darker fabric or press seams open. "I prefer pressing seams open," says Linda. "It takes a little more time and attention, but the results are definitely worth it."

A belated WELCOME to our newest guild members Jill Hudgens and Cindy Foster. Jill and Cindy are Irving residents. So happy to have you join our group.

Membership

Current Members	62
New Members	2
Meeting Attendance	35
Guests	1
Total attending	36



August Birthdays

5 Rachel Brown
5 John Poole
7 Connie Angeles
10 Carol Cook
16 Wanda Rolf
27 Sarah Schacht



Trim loose threads.

"When working with high-contrast fabrics, the back of the quilt top is just as important as the front," says Linda. She recommends clipping and removing loose threads because "darker stray threads will shadow through the lighter fabric once the quilt is quilted."

**OUR NEW MEETING
LOCATION IS
HOLY FAMILY
CHURCH –
2323 CHEYENNE ST.
IRVING 75060**

SUMMER

Irving Quilt Guild

The Quilting Press newsletter is published monthly for the Irving Quilt Guild, a not-for-profit 501(c)3, volunteer organization founded in 1998.

Newsletter Deadlines

Please submit all newsletter contributions, letters, reports, black & white photos, prepaid advertisements, etc. to the editor at judyp343@tx.rr.com

All ads must be prepaid, camera ready, and fit the size requirement. Ads received after the deadline will be included in the next month's publication. Deadline for publication is the third Thursday of each month for the following month's issue.

Advertising Rates:

1/8 pg (3.5X2) \$3/mo; \$8/3 mo; \$15.25/6 mo; \$30/yr.

1/4 pg (3.5X4.5) \$5.75/mo; \$15/3 mo; \$29/6 mo; \$57/yr.

1/2 pg (7X4.5) \$11/mo; \$29/3 mo; \$56/6 mo; \$110/yr.

Irving Quilt Guild
P.O. Box 154291
Irving, TX 75015-4291



August Meeting Reminders:

- *Items for Show and Tell*
- * *Angel Quilts*
- * *Patriotic Quilts*
- * *Love Thy Baby Items*
- *Food & Drink – ---water*

August 2023			
8/10/23	Officers Meeting	2:00 pm	Holy Family Church
8/10//23	Guild Meeting	6:30 – 9:00 pm	Holy Family Church
2nd Monday	Frayed Knots	1:00 - 6:00 pm	Grace Pointe Church Annex
2nd Thursday	Threadpickers	10:00 am – 2 pm	Saint Mark's
2nd Monday	Material Women	3:00 –6:00 pm	Holy Family Church
1st Thursday	Cut-Ups	5:00 – 7:30 pm	Plymouth Park Baptist Church

IRVING QUILT GUILD MISSION STATEMENT

Promote fellowship among persons interested in all aspects of quilt making. Preserve our quilt-making heritage and traditions. Participate in quilt-related projects that are of service to our community.

**Please visit our website
to learn more about the IQG!
www.IrvingQuiltGuild.com**

AUGUST