



The Quilting Press

Published by the Irving Quilt Guild, Inc.

February 2021
Volume 23, Issue 2

President's Message

We had a good meeting on Zoom this past Thursday. We were shown some quilts members had sent pictures of to Susan Turk and she put together a slide show. We all enjoyed the slide show.

Shawn is working on the 48 Hour workshop; I think it will be a good class on zoom. Stay tuned for details from Shawn.

Donn was very excited about the numbers of Angel Quilts that were collected for 2020. Thanks for all your hard work. Keep making those Angel Quilts, QOV, and Love Thy Baby.

If you need help getting on the Zoom meetings, please contact one of the Board members and we will try to help you. Just let us know and we can be available to help.

We still do not have a time to start meeting at the church, I think that may be awhile. Be sure and check on other members, if there is something you need let one of us know and we will try to help you.

Everyone have a good month and hope you get a lot of quilting time.

Happy quilting,

Linda Scott

Valentines Day

Valentine's Day is celebrated on February 14. It is a festival of romantic love and many people give cards, letters, flowers or presents to their spouse or partner. They may also arrange a romantic meal in a restaurant or night in a hotel. Common symbols of Valentine's Day are hearts, red roses and Cupid



Guild Membership 2021

Just a reminder – your 2020 Membership will be carried over to 2021.

Only new members to the Guild will be charged dues.

IRVING QUILT GUILD GENERAL MEETING MINUTES

DATE: January 21, 2021

Meeting called to order at 7:00 pm by Linda Scott. Meeting held on Zoom. We had 24 attendants.

Cynthia Gladden asked for corrections on December meeting minutes. Having received none, the minutes are approved as written.

Sunshine and Shadows: Marie Carr has recovered from COVID and pneumonia. Ginny North reports she is as feisty as ever.

Susanna Fox said Family Fun Day placemats are being produced. Suzanna may ask for volunteers to cut the placemats apart. More information is to come.

Susan Holt reported the Quilt Show Committee is meeting this month. More news about the show will be forthcoming.

Donna Reid said Angel Quilts are being accepted for this year. She suggests bringing your quilt(s) by her house any time. If she is not home, please place your quilt in a plastic bag and put it on her front porch. The porch is not visible from the street and your quilt will be safe there. Please include a paper identifying the quilt as yours.

Shawn Carr gave details of the 48-hour class which is tentatively scheduled for the third Saturday in February. The class will be held on Zoom and will be led by Phyllis of Must Love Fabrics. The quilt requires 4 templates and the Block Book published by Missouri Star Quilts. The guild will pick up the cost for this package. In the magazine are 8 quilt patterns. The guild recommends two: Half Square Whirligig or Bear Claw on Point. Invitations with more details are to come. Your package can be picked up in the Oakview Baptist Church parking lot. Date and time to come. If you are not a member of the 48-hour group but you want to make the quilt, you can order the templates and Block Book from Must Love Fabrics for a cost of \$39.95.

Susan Turk reminded all the retreat will be March 18-21 at Compass Center. We have 20 people signed up. Attendees need to bring their own pillow and blanket. All must wear a mask. The cost for Thur-Sun is \$295. Please make out the check to Irving Quilt Guild and mail it to Susan by February 18.

Show and Tell had many quilts and we Zoomed our oohs and aahs.

Meeting adjourned at 8:00 pm



Presidents day

Vashington's Birthday is a federal holiday held on the third Monday of February. It originally honored the life and work of George Washington, the first president of the United States. Now, other presidents are also honored on this day, which is why it is often known as Presidents' Day.

Angel Quilts

You turned in 276 Angel Quilts in 2020. Thank you. These have all been delivered to Scottish Rite. When you have completed Angel Quilts, turn them in to me. We'll get together or you can leave them on my porch which faces the neighbor not the street. Please include a paper with your quilts. I need your name, if someone quilted it for free so they receive points and the sizes. All of the quilts can be put on one sheet of paper.

Light Red Raffle winner for January is Anne Lawrence. Four more points to you.

The new Angel Quilt pattern is a heart. We'll use this pattern and one next month for a bonus raffle all year. Monthly prize is a \$20.00 gift certificate towards quilting on your next Angel Quilt. ANY heart block will do in any color. Look on the IQG web site for patterns. You're quilters. Show your creativity.

Thank you for all of your wonderful and creative work.

Remember add one length and one width to get the size. A 90" to 119" quilt is small worth 4 points while 120" is large for 8 points.

Wear your face mask and wash your hands. Clean hands are good for our fabric as well.

Thank you. Donna Reid 214 435-4148 donna@acdenterprises.com



LOVE THY BABY... need to get your Volunteer hours done?

Would you consider doing some small quilts and or Receiving blanks for us?

Love Thy Baby provides all the fabric so if your stash is short and you want volunteer hours please consider doing blankets for us.

We provide all the fabric needed all you have to do is surge or a rolled hem on the 36 x 36 flannel. Small quilts 36 x 36 are completely put together all you have to do is do the quilting on top in the ditch or meandering.

*Small quilts are 1 for 1 Point

*Surging or rolled hem on the receiving blankets 10 for 2 Points

*Hats, diaper shirts and booties are 10 for 2 Point

Please remember to bring all your Receiving Blankets, small quilts and hats back to our next meeting. Please make sure you return them in the white bag that you took them in along with the tag on the bag

If you have any questions, please contact me.

I thank you – and Love Thy Baby thanks you.

LaCora McSwain 972-255 6233 or l.mcswain4@verizon.net



Friendship Groups

Guild members are cordially invited to join a sewing group for fellowship, growth and stitching. Most groups have room for new members.

Threadpickers


Threadpickers meets at Saint Mark's Episcopal Church which is at the corner of 6th St. and O'Connor on the second Thursday of each month, from 10 am to 2 pm.

If you are looking for a friendly daytime group, please meet with us at St Mark's! You can "Brown Bag" your lunch and bring your drink or choose one of the restaurants in downtown Irving.

Bring a project to work on and be ready for a couple of hours of friendship and good conversation.

For more information, contact me!

Cynthia Gladden
972-790-9024



Material Woman

(Second Monday - 6-9 pm – Holy Family Church)

We've changed the time of Material Women. Our meetings are at Holy Family in the Gym building now from 3-6 or when we get tired of socializing. We work on new patterns usually making an Angel Quilt but not a requirement. You can bring something you are already planning to do. Holy Family campus is closed. When they open, we're ready to sew. All are welcome.

Donna Reid 214 435-4148
donna@acdenterprises.com

Frayed Knots

(Second: Monday 4:30PM – 6PM)

Just a few notes to let you know what is going on. On December 14, at 5:30 we are going to have a small Christmas Party to exchange our blocks, the purple and lime green wonky star. If you do not feel comfortable being in a small group, please call me and I will make arrangements to pick up your blocks and bring you yours from everybody else.

Afterwards we will be discussing a project for next year, so bring your ideas, and bring a finger food to share.

I hope everyone is doing great and taking care for Thanksgiving.

Sue Gray 214-850-9517



IQG Membership Book for 2021

It was decided by the Board that we will not publish a new book for 2021 since we are still in a state of flux. I will come up with an insert with updated information that can be emailed to everyone. The plan is to make this available in January. We are also looking at posting any Speakers & Workshops (as they are arranged) on the Guild website as well as emailing all. Thank you, Suzanna Fox

The Vanishing

(2020) (The first book in the Fogg Lake series)

A novel by Jayne Ann Krentz

Forty years ago in the small town of Fogg Lake, 'The Incident' occurred: an explosion released unknown gases, causing peculiar effects on its residents, including strange visions and ominous voices. Not wanting the government to get involved, they chalked it up to the hallucinogenic effects of mushrooms. Little did they know these effects would linger through the generations . . .

Residents Catalina Lark and Olivia Dayton have been best friends for years and own an investigation firm together, using what they call the 'other sight' to help with their business. When Olivia goes missing, Cat frantically begins the search for her. When scientist Slater Arganbright shows up, she accepts his help even though there's something about him she just can't trust.

The duo discovers someone is hunting the witnesses of a murder that happened fourteen years ago - the very one Cat and Olivia witnessed as teens. Cat and Slater's search for Olivia takes them down a rabbit hole that is far more dangerous than they ever expected, and with a killer in their midst, neither of them can foresee who will come out alive.



2021 Spring Retreat – Compass Centre – March 18-21

Our next retreat is March 18-21 at Compass Centre Retreat in Mt Calm, Texas. I talked to Melissa and there are couple of new rules during these pandemic times. They will have 3 tables for each workstation in a U shape. They are requesting you bring your own pillow, and quilts or blankets. Remember how cold it is at night and I had always used 2 quilts in the past. They will provide bath towels in your room and sheets for your bed. It will be your decision as to whether or not you leave them in the bathrooms. In the kitchen, masks must be worn when food is being prepared or served and you will eat at your work station.

I will be accepting money at this time. It will be \$295 for Thursday through Sunday (or \$197 for Friday thru Sunday). Please make a check out to Irving Quilt Guild and mailed to me at:

Susan Turk
912 Fairway Ranch Pkwy
Roanoke, TX 76262

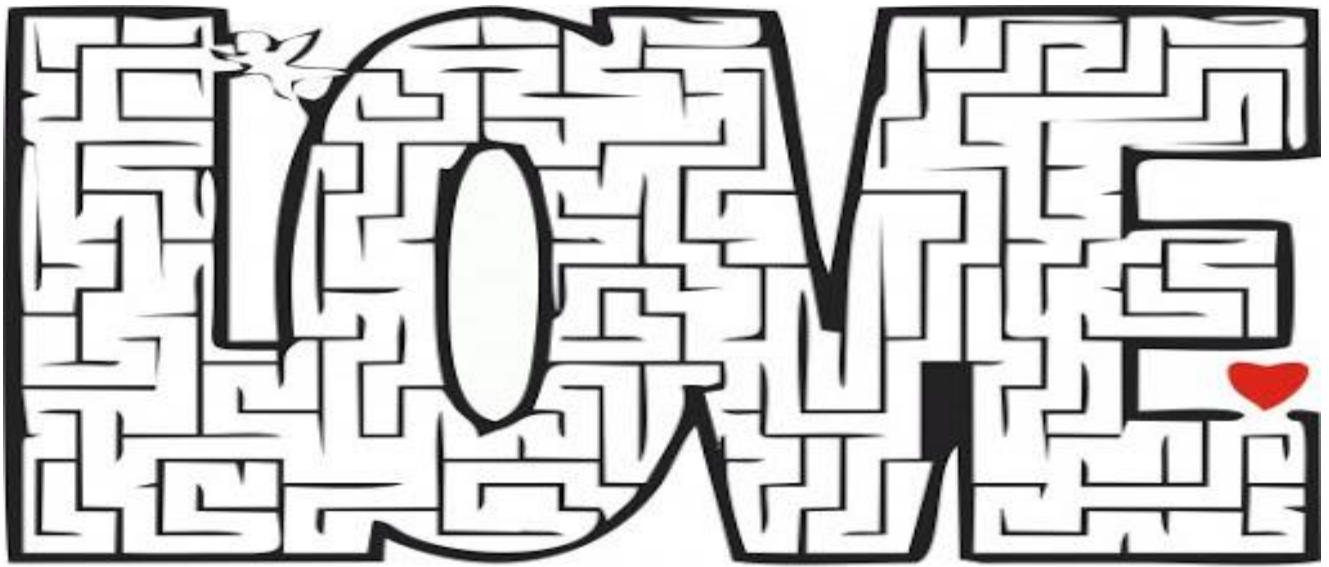
If this is a cashier's check, please mail by certified mail.

Email or call me (214-236-7975) if you need to make other arrangements for payment or have questions.

Happy Sewing,

Susan Turk





Quilts of Valor

The picnic for Defenders of Freedom was held in September instead of the usual month of May in 2020. It was much smaller with no wives and no seriously wounded members with possible health issues. At that time, we gave out 25 quilts. Joe told me then that he thought we would be back to the regular May schedule for 2021 but I have not heard that for sure yet. I know some of you are still holding on to your quilts from last year, so I don't have to store so many at my house. I do appreciate that as I hope to be getting some remodeling done here soon so I don't want anything to get harmed. But at the same time, we will still be needing more QOVs just in case May is the date again this year. Please don't forget this endeavor as we all work from the safety of our homes. As a nation we have always been great but as a Quilt Guild we are the very BEST there is!!! I have always felt that way about you wonderful giving ladies. We do great work for the Guild and give beautiful quilts to all of our charities.

Stay safe and keep the "pedals to the metal" out there!!!

Thanks as always,

Carol Cook

Masks are needed

Thank you for the 300 masks you've already made. Saint Vincent DePaul at Holy Family Church asked if we would make additional masks. I said I would ask you. The medical community is doing their best with treatment and vaccines but Covid isn't going away soon. Everyone needs to wear a mask. I'll collect the masks that you make. If you need elastic let me know. Any pattern mask is welcome. Remember when you pick out fabric, we need masks for men and women.

Thank you so much,

Donna Reid 214 435-4148 donna@acdenterprises.com

Show and Tell



Anne Lawrence



Linda Cole



Suzanna Fox



Jean Sullivan



Susan Grewing/



Maria Perez



Mae Harless



Evelyn Banks



Mardi Gras occurs the day before Ash Wednesday. Because Ash Wednesday moves with Easter, the date for Mardi Gras moves as well.

In the United States, many cities celebrate the day with a Mardi Gras parade. The largest celebration takes place in New Orleans, Louisiana. People dress up in bright and crazy looking costumes. The parades have all sorts of colorful floats and marching bands.

Mardi Gras is celebrated throughout the world. In the United States, Mardi Gras is an official holiday in the state of Louisiana. It is celebrated by many people. To most people the day is just a good reason to have a big party, especially if they are in New Orleans. Some of the most notable celebrations are in French settled areas, especially in Louisiana and the city of New Orleans.

History of Mardi Gras The history of Mardi Gras can be traced back to the Middle Ages. During these times people would eat heartily the night before they had to start fasting on Ash Wednesday. Other traditions sprang up during the Middle Ages including the serving of the king's cake in 12th century France. In early England, this day was a religious day where people confessed their sins in order to get ready for Lent. Mardi Gras was introduced to Louisiana when French-Canadian explorer Jean Baptiste Le Moyne Sieur de Bienville landed just south of today's New Orleans on March 2, 1699. Since it was the night before Mardi Gras, he named the landing area "Point du Mardi Gras". In 1703 the first Mardi Gras was celebrated at the small settlement of Fort Louis de la Mobile.

10 Quilt Piecing Tips & Tricks to Improve Piecing Accuracy

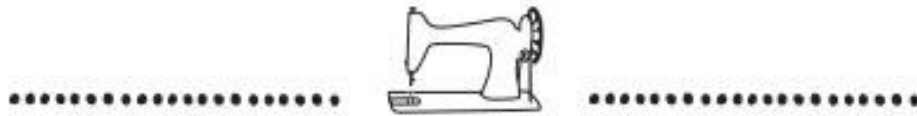
1. Sew with an Accurate 1/4" Seam Allowance. ...
2. Use Proper Pressing **Techniques**. ...
3. A Good Iron is Essential. ...
4. Press Fabrics Before Cutting. ...
5. Use Accurate Measuring & Cutting Methods. ...
6. Carefully Read Pattern Instructions. ...
7. Make a Test Block. ...
8. Size Up & Trim Down Where Possible.

Take a sewing test. This really sounds pretty boring, but I do it every time I piece a quilt, making sure to use fabrics from the quilt for the test.

Starch quilt fabric. Yep! It's extra work, I agree. However, using starched fabric with my edge stitching foot and the adjustable needle position is my dream combination. Piecing is more accurate because your seam allowance is more accurate. Pressing is easier, too. There's less distortion and the seams lay flatter.

Pressing for perfection. Okay, perfection is over-rated, I agree! But a finished quilt is so much better than a perfect quilt (especially if perfection is keeping you from finishing).





Best Place to Hide Fabric

D N J W M N L W B R Q K Y Z K G B Z R L X
R M B L K V Y Y N X L X N J I L R N J G Y
E G I D B X Q J Y Q Y Q K V G K Q R Z R M
S D Q N R L N D Z N B J E L J K Y Y J R Y
S N D N T C A M R T L I V N L Y P G R D T
E F T M I H W C N P T G V X L W G X W R N
R M L T G Y E L K T Q L P A L M T Y L Z M
D U T E L V Z B O P T R U N K O F C A R T
R A N Y H P Z A A N L N T O Y C H E S T M
A C Y D V S F L M S D A L E M Y P R V T V
W X L B E R M T Y R E I S N E I D T R N D
E H M O I R K O Y R N M T T C R S G D D G
R T A E T V B H O E T V E N I E T B N T L
S V N N W H A E N R Y N I N H C W T N P P
J D N Q G M E C D L G C A C T B B B A K D
W W Z Q P E L S Q L B N R P X D G A D O N
G L L E B O R J D A T A I W D B N M G M C
M K R N S Z Q S S R D L V W P O N Z R S X
D R D E J V Y K P E Y J T L E K O L G G M
P V T T B J E T C Z B E Y R R S X F J T X
T J T M T T T P V N T J R N V K D W R N R

LINEN CLOSET

CLOTHES DRYER

BLACK PLASTIC BAGS

FOOD PANTRY

TRUNK OF CAR

TOY CHEST

DRESSER DRAWERS

LAUNDRY HAMPER

PICNIC BASKET

ATTIC

CEDAR CHEST

HANGERS

UNDER BED

IN THE BASEMENT

COAT TREE

GIVE IT TO A FRIEND

SEWING ROOM SHELF

Officers

President:

Linda Scott

1st Vice President:

Shawn Carr

2nd Vice-President:

Susan Turk

Treasurer:

Linda Cole

Secretary:

Cynthia Gladden

Chairpersons

Angel Quilts:

Donna Reid

Audit:

Deborah Kay

Door Prizes/Fabric

Lotto:

IQG Team

Historian:

Nancy Norris

Hospitality:

Susan Holt

Keeper Quilts:

Janie Merritt

Love Thy Baby:

LaCora McSwain

Membership:

Suzanna Fox

Newsletter Editor:

Judy Poole

Nomination:

Parliamentarian:

Quilt Show:

Carol Cook

Susan Holt

Quilts of Valor:

Carol Cook

Sunshine & Shadow/

Welcoming:

Connie Angeles

TAQG:

Cynthia Gladden

Webmaster:

Susan Turk

Officer's Meetings

The Officers and Committee Members meet the second Thursday of each month at Oakview Baptist Church (north entrance) at 1004 South Story Road, Irving. We meet at 6:00 and everyone is welcome.

Membership

Current Members	73
New Members	0
Meeting Attendance	0
Guests	0
Total attending	0

Long Arm Machine Quilters

Linda Cole	214-727-4397
Janie Merritt	469-644-2867
Linda Scott	972-986-7890
Bonnie Sloan	972-252-8067
Susan Turk	214-236-7975
Deborah Kay	817-881-0069

Dues Information

The Guild's annual dues are due at the November meeting for the following year. All members are required to wear their current membership card as their name badge. A 50¢ fine is charged if not worn at the meeting.

Dues are \$30.00 per year.

February Birthdays

- 1 Jerry Tollett
- 2 Thenia Haynie
- 13 Pansy Shehee
- 21 Michelle Maurice



Family Fun Day at Irving Arts Center - March 14, 2020

Due to COVID 19 – Family Fun Day will have a different look next year. We will provide the same items as last year (Placemats, quilt pattern puzzles and create a book mark). They will be assembled into kits at IAC and passed out from their location to interested families. A short how-to video will be posted on the IAC website.

I will be contacting our membership in January when I figure out what we will need and to ask for your help. You will receive volunteer hours for your time. Thank you, Suzanna Fox.

Irving Quilt Guild

The Quilting Press newsletter is published monthly for the Irving Quilt Guild, a not-for-profit 501(c)3, volunteer organization founded in 1998.

NEWSLETTER DEADLINES

Please submit all newsletter contributions, letters, reports, black & white photos, prepaid advertisements, etc. to the editor at judy343@tx.rr.com

All ads must be prepaid, camera ready, and fit the size requirement. Ads received after the deadline will be included in the next month's publication. Deadline for publication is the third Thursday of each month for the following month's issue.

ADVERTISING RATES:

1/8 pg (3.5X2) \$3/mo; \$8/3 mo;
\$15.25/6 mo; \$30/yr.

1/4 pg (3.5X4.5) \$5.75/mo;
\$15/3 mo; \$29/6 mo; \$57/yr.

/2 pg (7X4.5) \$11/mo;
\$29/3 mo; \$56/6 mo; \$110/yr.

Full pg (7X9.5) \$21/mo; \$56.50/3 mo;
\$107/6 mo; \$210/yr.

February 2021			
2/11/21	Officers Meeting	6:00 pm	Oakview Baptist Church
2/18//21	Guild Meeting	6:30 – 9:00 pm	Oakview Baptist Church
2nd Monday	Frayed Knots	4:30 - 6:00 pm	Jaycee Park
2nd Thursday	Threadpickers	10:00 am – 2 pm	Saint Mark's
2nd Monday	Material Women	6:00 – 9:00 pm	Holy Family Church

IRVING QUILT GUILD MISSION STATEMENT

Promote fellowship among persons interested in all aspects of quilt making.
Preserve our quilt-making heritage and traditions. Participate in quilt-related projects that are of service to our community.

**Please visit our website
to learn more about the IQG!**

www.IrvingQuiltGuild.com



Irving Quilt Guild
P.O. Box 154291
Irving, TX 75015-4291



February 18 Meeting Reminders:

- Items for Show and Tell
 - ❖ Angel Quilts
 - ❖ Quilt of Valor
 - ❖ Love Thy Baby Items
- Food & Drink – wine wine wine???