




The Quilting Press

Published by the Irving Quilt Guild, Inc.

December 2020
Volume 23, Issue 12

President's Message



This being the week of Thanksgiving, I am sure everyone is having a hectic week. The gatherings will be smaller, but it still takes time to prepare a thanksgiving meal. Enjoy the day with everyone you spend it with.

The members that attended the Zoom meeting, thank you for participating, I heard it was a good meeting. I am sure they will to be a good way to stay in touch with the members.

Be sure to contact Donna to turn your Angel Quilts in, we have until December 17th. Also, Carol is taking the Quilts of Valor. I know I am making that final push to get them done.

The year is almost over, hopefully the new year will improve in so many ways. I am ready to turn the corner on the 2020 and begin a new year. I have finished a lot of UFO's, so that is a positive for the year.

Everyone have a wonderful Thanksgiving and maybe get some piecing in over the weekend.

Happy Quilting,

Linda Scott



Christmas Day

Many people in the United States celebrate Christmas Day on December 25. The day celebrates Jesus Christ's birth. It is often combined with customs from pre-Christian winter celebrations. Many people erect Christmas trees, decorate their homes, visit family or friends and exchange gifts.



People celebrate Christmas Day in many ways. In the days or even weeks before Christmas Day, many people decorate their homes and gardens with lights, Christmas trees and much more. It is common to organize a special meal, often consisting of turkey and a lot of other festive foods, for family or friends and exchange gifts with them. Children, in particular, often receive a lot of gifts from their parents and other relatives and the mythical figure Santa Claus. This has led to Christmas Day becoming an increasingly commercialized holiday, with a lot of families spending a large part of their income on gifts and food.

IRVING QUILT GUILD **GENERAL MEETING MINUTES**

November 19, 2020

Meeting called to order at 7:00 pm (meeting held on Zoom).

Shawn Carr welcomed guild members to our first virtual meeting. There were 26 members present.

Cynthia Gladden noted our last meeting was in February. There were no corrections to those minutes. The minutes were approved as written. Cynthia reported that we had received a check from TAQG for over \$200. This represents our share of TAQG assets. TAQG ceased operations in the summer and distributed assets in October.

Suzanna Fox said there will be a Family Fun Day in March 2021. It will be a virtual event. The guild will provide activities similar to last year. The staff at Irving Arts Center will assemble kits with a video for participants to pick up at the center to do at home.

Suzanna related there will be no new Membership Directory in 2021. Instead, there will be corrections and additions pages which may be inserted into the 2020 book.

Sunshine and Shadows:

Yolanda Garcia had a mini stroke. She is recovering and asked for prayers.

Linda Scott was hospitalized with a kidney stone. It was resolved and Linda is recovering.

Jackie Wagner lost her son recently. We all give her our sincere condolences.

Evelyn Banks delivered all Blue Christmas items she had received. Evelyn encouraged all to continue to donate to any fire station between 11/30 and 12/7.

Donna Reid reported over 200 Angel Quilts had been donated to date and she thanked all participants. She also said she has a quantity of handmade spool cushions available for sale for \$2.00 to \$4.00. Please contact Donna to purchase.

Shawn Carr introduced a PowerPoint program which Susan Turk will run. The program is by Rhonda Dort. Ronda has taken vintage linens and embellished them to make quilt blocks. These quilts have won ribbons at major quilt shows across the nation. The show was breathtaking.

The meeting was adjourned at 8:30.

BLUE CHRISTMAS 2020

Hello, Quilters. We are fast approaching Blue Christmas time in Irving. I have picked up many wonderful toys, games, art supplies, quilts, makeup and jewelry, food and money from several Guild members.

A big thank you to Carol Cook, Judy Doggett, Donna Reid, Bonnie Sloan, Sue Gray, and Judy Poole. And I have donations still coming from Susan Holt and Suzanna Fox. Thanks for your generosity.

Blue Christmas donations can still be dropped off at any Irving Fire Station AFTER Thanksgiving, but do not wait too long. Blue Christmas Elves will be sorting the donations beginning December 7th,

Thank you so much for whatever you do to help make Christmas a happy time for so many Irving kids. Call me – I will pick up your donation.

Evelyn Banks 972-252-5290

2020 Fall Retreat

We had a great time at Red Boot last month and it was good to get out of the house and see everyone. There were 19 retreaters and were able to spread out. Thanks to Deborah Kay for the all the hard work with beautiful door prizes and the personal handmade gifts.



Happy Sewing!

Susan Turk



Angel Quilts

Thank you, ladies, for turning in 66 Angel Quilts to me this month. I haven't turned them in yet but this makes 256. You have thru December to hand in quilts. Please check the website for your points earned. We will have something for the 48 Point Appreciation so if you're close now's the time to turn something in.

I decided to pick the Lite Red Raffle and Sailboat/ Checkerboard winners in December. In January I have new bonus patterns for us. You can always turn in quilts made with the current patterns but after December they won't be put in the bonus raffle.

Thank you for all of your wonderful and creative work.

Remember add one length and one width to get the size. A 90" quilt is small worth 4 points while 120" is large for 8 points.

Wear your face mask and wash your hands. Clean hands are good for our fabric as well.

Thank you. Donna Reid 214 435-4148 donna@acdenterprises.com



LOVE THY BABY... need to get your Volunteer hours done?

Would you consider doing some small quilts and or Receiving blanks for us?

Love Thy Baby provides all the fabric so if your stash is short and you want volunteer hours please consider doing blankets for us.

We provide all the fabric needed all you have to do is surge or a rolled hem on the 36 x 36 flannel. Small quilts 36 x 36 are completely put together all you have to do is do the quilting on top in the ditch or meandering.

*Small quilts are 1 for 1 Point

*Surging or rolled hem on the receiving blankets 10 for 2 Points

*Hats, diaper shirts and booties are 10 for 2 Point

Please remember to bring all your Receiving Blankets, small quilts and hats back to our next meeting. Please make sure you return them in the white bag that you took them in along with the tag on the bag

If you have any questions, please contact me.

I thank you – and Love Thy Baby thanks you.

LaCora McSwain 972-255 6233 or l.mcswain4@verizon.net

Guild Membership 2021

Just a reminder – your 2020 Membership will be carried over to 2021.

Only new members to the Guild will be charged dues.



Angel Quilts Show and Tell

Thank you all for the beautiful Angel Quilts this guild created. The children will love them at Scottish Rite. Donna Reid



MERRY CHRISTMAS

Friendship Groups

Guild members are cordially invited to join a sewing group for fellowship, growth and stitching. Most groups have room for new members.

Threadpickers

Threadpickers meets at Saint Mark's Episcopal Church which is at the corner of 6th St. and O'Connor on the second Thursday of each month, from 10 am to 2 pm.

If you are looking for a friendly daytime group, please meet with us at St Mark's! You can "Brown Bag" your lunch and bring your drink or choose one of the restaurants in downtown Irving.

Bring a project to work on and be ready for a couple of hours of friendship and good conversation.

For more information, contact me!

Cynthia Gladden
972-790-9024



Material Woman

(Second Monday - 6-9 pm – Holy Family Church)

We've changed the time of Material Women. Our meetings are at Holy Family in the Gym building now from 3-6 or when we get tired of socializing. We work on new patterns usually making an Angel Quilt but not a requirement. You can bring Something you are already planning to do. Holy Family campus is closed. When they open, we're ready to sew. All are welcome.

Donna Reid 214 435-4148
donna@acdenterprises.com

Frayed Knots

(Second: Monday 4:30PM – 6PM)

Just a few notes to let you know what is going on. On December 14, at 5:30 we are going to have a small Christmas Party to exchange our blocks, the purple and lime green wonky star. If you do not feel comfortable being in a small group, please call me and I will make arrangements to pick up your blocks and bring you yours from everybody else.

Afterwards we will be discussing a project for next year, so bring your ideas, and bring a finger food to share.

I hope everyone is doing great and taking care for Thanksgiving.

Sue Gray 214-850-9517



IQG Membership Book for 2021

It was decided by the Board that we will not publish a new book for 2021 since we are still in a state of flux. I will come up with an insert with updated information that can be emailed to everyone. The plan is to make this available in January. We are also looking at posting any Speakers & Workshops (as they are arranged) on the Guild website as well as emailing all. Thank you, Suzanna Fox

JOHNNY CAKES OR HOE CAKES RECIPE

Johnny Cakes or Hoe Cakes are a true Southern delicacy! This Johnny Cake recipe (also known as a fried cornbread) is so easy and perfect for breakfast or anytime of day.

Author: Dora Charles from A Real Southern Cook Cookbook

Ingredients

- 1/2 cup self-rising white cornmeal
- 1/2 cup self-rising flour
- 2 teaspoons sugar
- 1/3 cup buttermilk I used coconut milk
- 1 large egg
- 1/3 cup water or more as needed
- 2 tablespoons melted fat or oil bacon grease, butter, or vegetable oil
- Butter or mixed butter and vegetable oil for frying

Instructions

In a bowl, mix together the dry ingredients with a wooden spoon. Add the buttermilk slowly. Mix in the egg, cutting into the yolk with the spoon's edge to help it mix in better. Add the water and fat or oil and stir well. The texture should be like thick soup, so you may need to add more water.

I like to fry the cornbread cakes in my grandmother's cast-iron skillet or on a flat iron griddle, but any skillet or griddle will be fine. Heat the skillet or griddle over medium heat and grease it well with the fat of your choice (butter is delicious, but it tends to burn unless you mix it with a little oil). Once the skillet is hot and the fat is sizzling, drop the batter from a 1/8 cup (2-tablespoon) measure into the skillet, in batches if necessary. Fry the cakes until the edges are bubbling and the centers are set, then flip with a spatula to fry them on the other side until they're done. Like with pancakes, you can't say how long it will take, but the second side always cooks faster than the first. If the cakes seem greasy, drain them on paper towels before serving hot.

Chicken Salad

- 4 to 6 chicken breasts - cooked & shredded
- 4 green onions, chopped
- 1 cup pecans, chopped
- 1/4 T Morton's seasoned salt
- 1/4 T Tiger Seasoning-This is a sauce kind of like Worcestershire, but spicier..
- 1/4 cup sugar
- 1/2 cup applesauce
- 1/2 cup mayonnaise
- 1/2 cup sweet cubed pickles or relish
- 1/4 cup diced celery

Mix all ingredients well and refrigerate overnight.

Pillowcase Pattern

Fabric Requirements:

Body of Pillowcase $\frac{3}{4}$ yard regular size 27" x wof king size 34" X wof


Cuff of Pillowcase $\frac{1}{4}$ yard 10" x wof

Trim between pillowcase and cuff can be whatever size you want it to be, but I cut mine 2" x wof

On a flat surface, lay out the Cuff fabric with right side up. After pressing the trim fabric in half, making it 1" x wof, lay it at the top of the Cuff with the raw edges together. Next, lay the body of the pillowcase on top of the trim piece with right side down and raw edges together at the top. At this point, you will have all the fabric layered and all raw edges matching at the top and all selvages on the sides. The selvedge edges will probably not be even, but that is OK for now.


Roll up the body fabric, from bottom to top. Bring the cuff fabric (raw edge) up to meet all of the other raw edges. You will now have a tube. Pin all the layers together. Sew all five layers together with a $\frac{1}{4}$ " seam allowance. Take the tube of fabric and pull the inside out. Voila'!!! You should now have a flat piece of fabric with a folded cuff on one end and an accent folded piece in between them. Trim selvedge edges off so that the sides of the pillowcase will be straight.

Sew the pillowcase together with wrong sides together, with a scant $\frac{1}{4}$ " seam allowance. Turn the pillowcase wrong side out. Sew another seam along the bottom and side with a larger seam allowance so that it encloses the other seam allowance. This is a "French Seam". Now all of your seam allowances are enclosed and there are no raw edges on your pillowcase. If you don't want to do a "French Seam", you can serge the seams or use a serge stitch on your regular sewing machine.



Sleigh Ride

Christmas is a(n) _____ time for a
(adjective)
sleigh ride in the _____. A sleigh has
(noun)
two _____ at the bottom that allow
(plural noun)
it to _____ over the snow.
(verb) (adverb)
One or more _____ pull the sleigh,
(animals)
with _____ on their reins making a
(plural noun)
jingling sound. Because it's _____
(adjective)
outside, we wrap ourselves in _____
(adjective)
_____ to keep warm. You can hear
(plural noun)
the sleigh _____ ringing from far
(plural noun)
away as we _____ over the _____
(verb) (adjective)
_____.
(color) (noun)



Family Fun Day at Irving Arts Center - March 14, 2020

Due to COVID 19 – Family Fun Day will have a different look next year. We will provide the same items as last year (Placemats, quilt pattern puzzles and create a book mark). They will be assembled into kits at IAC and passed out from their location to interested families. A short how-to video will be posted on the IAC website.

I will be contacting our membership in January when I figure out what we will need and to ask for your help. You will receive volunteer hours for your time. Thank you, Suzanna Fox.



Santa Thread Doilies

Linda Cole made the absolutely cutest Santa thread doilies. Featherweight owners put them under the thread on their machine. One size fits all. They fit all machines. The Santas were made for the guild to sell at the show booth but I'll sell them to anyone who wants one. The cost is \$4 each check made out to Irving Quilt Guild. If your looking for something cute for the sewers in your family this is it. I can mail them to you. Thank you.

Donna Reid 214 435-4148 donna@acdenterprises.com



Christmas Cupcake Murder

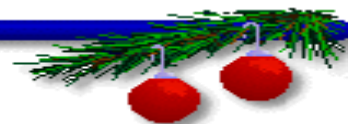
A novel by Joanne_Fluke

As December turns Lake Eden into the North Pole, the heat is on in Hannah Swensen's kitchen to honor two Christmas promises: baking irresistible holiday cupcakes and preventing murder!

While Hannah speeds through a lengthy holiday checklist, drama in town grows like Santa's waistline on Christmas Eve. Her sister Andrea wants to stave off the blues by helping out at The Cookie Jar, Michelle's love life is becoming complicated, Lisa needs Hannah's advice, and Delores has a Christmas secret she's not willing to share. But nothing dampens the holiday mood more than the chilling mystery surrounding the man found near death in an abandoned storefront two doors down from Hannah's bakery.

The befuddled John Doe can't recall a thing about himself—except for his unusual knowledge of restoring antique furniture. With a smattering of clues and barely enough time to frost Christmas cookies, Hannah must solve a deadly puzzle that could leave her dashing through the snow for her life!

Merry Christmas!



2020 Volunteer Hours

Ladies,

Thank you so much for all your talent, time and money toward these worthy quilts. If you see any errors with these hours, please let me know and I will get with the Chair person.

Last Updated : 11/21/2020

2020 Volunteer Hours

Member	Hours	Member	Hours	Member	Hours
Ackerman, Marilyn	0	Fox, Suzanna	49	Perez, Maria	100
Adair, Charlene	16	Garcia, Yolanda	0	Poole, Judy	52
Amador, Cynthia	0	Gladden, Cynthia	5.5	Ray, Mickie	0
Angeles, Connie	0	Glasgow, Virginia	0	Reid, Donna	155.5
Banks, Evelyn	54.25	Gray, Sue	0	Rolf, Wanda	0
Barry, Barbara	0	Grewing, Susan	58	Ross, Rene'	0
Bartlett, Dena	0	Harless, Mae	0	Schacht, Sara	36
Beck, Julie	0	Haynie, Thenia	0	Scott, Linda	0
Beissel, Sandy	141	Henegar, Gayle	0	Shehee, Pansy	0
Bowen, Jerry	48	Holt, Susan	59	Sloan, Bonnie	167
Carr, Marie	0	Hyde, Susan	0	Smith, Mary Sue	0
Carr, Shawn	16	Jauregar, Cynthia	4.5	Sullivan, Jean	56
Chenault, Pam	24	Jones, Debbie	0	Tollett, Jerry	60
Chipman, Ernestine	0	Kay, Deborah	0	Turk, Susan	121
Clary, Joni	0	Larison, Karon	0	Vauble, Lori	62
Cole, Linda	306	Lawrence, Anne	48	Vrla, Patricia	16
Coleman, Nan	94	Martin, Barbara	0	Wagner, Jackie	0
Cook, Carol	48	McSwain, La Cora	52	Walsh, Gail	84
Coughlin, Barbara	20	Merritt, Janie	58	Watts, Nancy	0
Doe, Susan	65.5	Nallon, Jerry	0	Wilson, Kristi	12
Doell, Elaine	0	Norris, Nancy	32.5	Winn, Alene	0
Doggett, Judy	78	North, Ginny	0	Witherspoon, Ann	0
Dugosh, Joyce	0	Page, June	0	Eglintine, Ami	64

Thank you again for having a loving heart!
Susan Turk

Merry Christmas

Officers

President:

Linda Scott

1st Vice President:

Shawn Carr

2nd Vice-President:

Susan Turk

Treasurer:

Linda Cole

Secretary:

Cynthia Gladden

Chairpersons

Angel Quilts:

Donna Reid

Audit:

Deborah Kay

Door Prizes/Fabric

Lotto:

IQG Team

Historian:

Nancy Norris

Hospitality:

Susan Holt

Keeper Quilts:

Janie Merritt

Love Thy Baby:

LaCora McSwain

Membership:

Suzanna Fox

Newsletter Editor:

Judy Poole

Nomination:

Parliamentarian:

Quilt Show:

Carol Cook

Susan Holt

Quilts of Valor:

Carol Cook

Sunshine & Shadow/

Welcoming:

Connie Angeles

TAQG:

Cynthia Gladden

Webmaster:

Susan Turk

Officer's Meetings

The Officers and Committee Members meet the second Thursday of each month at Oakview Baptist Church (north entrance) at 1004 South Story Road, Irving. We meet at 6:00 and everyone is welcome.

Membership

Current Members	73
New Members	0
Meeting Attendance	0
Guests	0
Total attending	0

Long Arm Machine Quilters

Linda Cole	214-727-4397
Janie Merritt	469-644-2867
Linda Scott	972-986-7890
Bonnie Sloan	972-252-8067
Susan Turk	214-236-7975
Deborah Kay	817-881-0069

Dues Information

The Guild's annual dues are due at the November meeting for the following year. All members are required to wear their current membership card as their name badge. A 50¢ fine is charged if not worn at the meeting.

Dues are \$30.00 per year.

December Birthdays

3	Janie Merritt
6	Jerry Bowen
11	Karon Larison
15	Debbie Jones
18	Suzanna Fox
28	Mary Sue Smith



Family Fun Day at Irving Arts Center - March 14, 2020

Due to COVID 19 – Family Fun Day will have a different look next year. We will provide the same items as last year (Placemats, quilt pattern puzzles and create a book mark). They will be assembled into kits at IAC and passed out from their location to interested families. A short how-to video will be posted on the IAC website.

I will be contacting our membership in January when I figure out what we will need and to ask for your help. You will receive volunteer hours for your time. Thank you, Suzanna Fox.

Irving Quilt Guild

The Quilting Press newsletter is published monthly for the Irving Quilt Guild, a not-for-profit 501(c)3, volunteer organization founded in 1998.

NEWSLETTER DEADLINES

Please submit all newsletter contributions, letters, reports, black & white photos, prepaid advertisements, etc. to the editor at judy343@tx.rr.com

All ads must be prepaid, camera ready, and fit the size requirement. Ads received after the deadline will be included in the next month's publication. Deadline for publication is the third Thursday of each month for the following month's issue.

ADVERTISING RATES:

1/8 pg (3.5X2) \$3/mo; \$8/3 mo;
\$15.25/6 mo; \$30/yr.

1/4 pg (3.5X4.5) \$5.75/mo;
\$15/3 mo; \$29/6 mo; \$57/yr.

/2 pg (7X4.5) \$11/mo;
\$29/3 mo; \$56/6 mo; \$110/yr.

Full pg (7X9.5) \$21/mo; \$56.50/3 mo;
\$107/6 mo; \$210/yr.

December 2020			
12/10/20	Officers Meeting	6:00 pm	Oakview Baptist Church
12/17/20	Guild Meeting	6:30 – 9:00 pm	Oakview Baptist Church
2nd Monday	Frayed Knots	4:30 - 6:00 pm	Jaycee Park
2nd Thursday	Threadpickers	10:00 am – 2 pm	Saint Mark's
2nd Monday	Material Women	6:00 – 9:00 pm	Holy Family Church

IRVING QUILT GUILD MISSION STATEMENT

Promote fellowship among persons interested in all aspects of quilt making.
Preserve our quilt-making heritage and traditions. Participate in quilt-related projects that are of service to our community.

**Please visit our website
to learn more about the IQG!**

www.IrvingQuiltGuild.com



Irving Quilt Guild
P.O. Box 154291
Irving, TX 75015-4291



December 17 Meeting Reminders:

- Items for Show and Tell
 - ❖ Angel Quilts
 - ❖ Quilt of Valor
 - ❖ Love Thy Baby Items
- Food & Drink – ???