



# The Quilting Press

Published by the Irving Quilt Guild, Inc.

September 2020  
Volume 23, Issue 9

## President's Message

Another month has come and gone with us still not being able to meet. I hope everyone is doing well and staying busy. I have inquired with the church to see if and when they will let larger groups meet. I know it will not be in September since they are limiting the number in bible study to fifteen.

I miss seeing you ladies each month and seeing the beautiful quilts shown each month. 2020 has certainly been a year we will not forget anytime soon. Hopefully, we can get the election and COVID-19 behind us so 2021 will be a better year. We can work on quilts and other projects while we are home and when we do meet, we should have several fun meetings catching up with everyone.

The quilt shops are open now, so I hope you have visited some of them. There are some beautiful fall and Christmas fabrics out there. I am getting ready to start Holiday Lodge by Moda for my Christmas quilt. I am also going to make an Ohio Star in Christmas colors. I want to complete them so I can use them this Christmas.

My well wishes are with each and every one of you and hoping you have a good month of piecing. Do not hesitate to call if you have any questions or concerns.

Happy quilting,

Linda Scott



### [Labor day](#)

Labor Day is annually held on the first Monday of September. It was originally organized to celebrate various labor associations' strengths of and contributions to the United States economy. It is largely a day of rest in modern times. Many people mark Labor Day as the end of the summer season and a last chance to make trips or hold outdoor events.

## Angel Quilt Show and Tell



### September 2020 Newsletter

Every month I get a few phone calls from members saying that they did not receive the newsletter. I have checked and double checked everyone's email address. For some unknown reason the newsletter goes into their junk mail file or it is not received. We are checking into what could be causing this.

If your email address, phone or home address should change please let me know. Thank you.  
Suzanna Fox

# Angel Quilts

You've given me 70 Angel Quilts so far. Anyone who has quilts made can contact me and I'll hold on to them. Scottish Rite isn't ready to accept them yet but we'll be ready.

Remember adding one length and one width to get the size. A 90" quilt is small worth 4 points while 120" is large for 8 points.

Only with your help can we reach the 300-quilt goal. Before the world came to a stop, we turned in 55 quilts. Add that to the 70 I'm holding on to and that gives us 125 Angel Quilts. Thank you, Ladies.

Wear your face mask and wash your hands. Clean hands are good for our fabric as well.

Thank you.

Donna 214 435-4148

[donna@acdenterprises.com](mailto:donna@acdenterprises.com)



## LOVE THY BABY... need to get your Volunteer hours done?

Would you consider doing some small quilts and or Receiving blanks for us?

Love Thy Baby provides all the fabric so if your stash is short and you want volunteer hours please consider doing blankets for us.

We provide all the fabric needed all you have to do is surge or a rolled hem on the 36 x 36 flannel. Small quilts 36 x 36 are completely put together all you have to do is do the quilting on top in the ditch or meandering.

\*Small quilts are 1 for 1 Point

\*Surging or rolled hem on the receiving blankets 10 for 2 Points

\*Hats, diaper shirts and booties are 10 for 2 Point

**Please remember to bring all your Receiving Blankets, small quilts and hats back to our next meeting. Please make sure you return them in the white bag that you took them in along with the tag on the bag**

If you have any questions, please contact me.

I thank you – and Love Thy Baby thanks you.

LaCora McSwain 972-255-6233 or [l.mcswain4@verizon.net](mailto:l.mcswain4@verizon.net)



## 2020 Mystery Quilt Challenge – Unit 6 A & B

Susan Turk  
(label units)



Are you still talking to me after Unit 5 Half Rectangle Triangles? Yes, it was a challenge for all, but now I know how to make them after many YouTube videos.

### Summary:

Assembling 2 ½" squares with Unit 3, 4 and 5

### Detail Instructions

Units Needed:

Unit 3,4,5

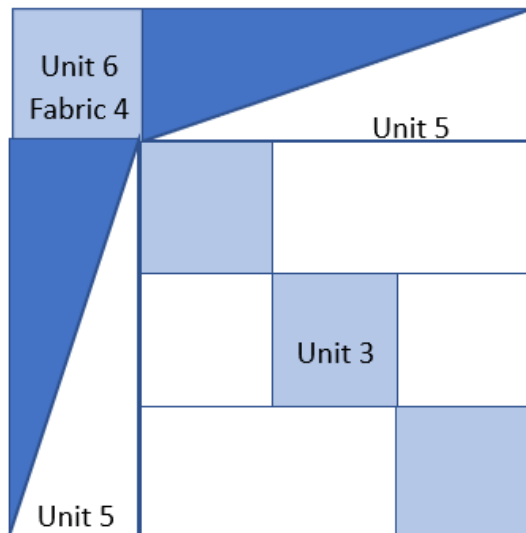
Cutting Instructions:

- Fabric 4:  
Cut 18 – 2 ½" X 2 ½"
- Fabric 5:  
Cut 18 – 2 ½" X 2 ½"

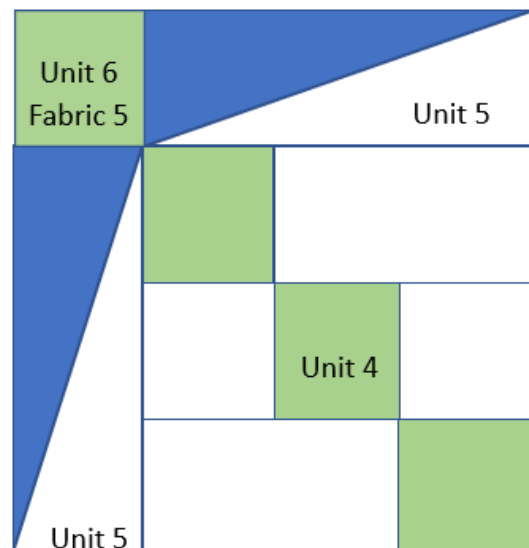
### Assemble:

- Assemble like diagram using Unit 3, 4, 5, and Fabric 4, 5. **Be careful** you are using the correct Half Rectangle Triangle unit when assembling or you will not get the desired result.

Unit 6A – makes 18 units



Unit 6B – makes 18 units



## Fall Retreat – Red Boot

So far so good on the Fall Retreat at Red Boot Oct 21-25. We currently have a full retreat with 4 members on the waiting list. We have the opportunity to stay Wednesday for an additional \$30, but no meals will be served for that day. Below is the list of attendees with the amount paid. The total cost Thursday thru Sunday is \$270. If you are arriving on Wednesday, then the total is \$300.

	<b>Retreater</b>	<b>Total Paid</b>
1	Susan Turk	\$260
2	Deborah Kay	\$20
3	Donna Reid	\$20
4	Sue Gray	\$270
5	Bonnie Sloan	\$125
6	Ami Eglintine	\$125
7	Lori Vauble	\$20
8	Ginny North	\$270
9	Linda Scott	\$20
10	Carol Cook	\$20
11	Gail Walsh	\$100
12	Kristi Wilson	\$50
13	Janie Merritt	\$50
14	Mae Harless	\$50
15	Jerry Bowen	\$40
16	Pam Chenault	\$20

Figure out how much you owe and write a check made out to IQG and mail to me before September 12<sup>th</sup>.

Susan Turk  
912 Fairway Ranch Pkwy  
Roanoke, TX 76262

I will be sending out an email to the members attending the retreat with more details and schedule arrival times.

Happy Sewing!  
Susan Turk

## Face Mask requests

Between the Salvation Army and Saint Vincent DePaul IQG has delivered 375 masks. Salvation Army has a shelter in Dallas for the homeless. The masks will be handed out there. Saint Vincent DePaul has a chapter working thru Holy Family Church. SVdP helps those who can use a little help to get on their feet.

Thank you and yes, they need more. Unless you're making Angel Quilts. Did I say that out loud?

SVdP truck hands out food to anyone who signs up. Never any judging. This food includes something fresh like fruit, milk or juice and frozen meat. If you or someone you know could use this service, please join us. The truck sponsored by Catholic Charities is at Holy Family Church the third Saturday of every month between 9 and 10:30. Maybe someone could use the boost always and maybe just during this crazy time that's affecting jobs. Spread the word.

Donna Reid 214 435-4158 [donna@acdenterprises.com](mailto:donna@acdenterprises.com)



# Friendship Groups

Guild members are cordially invited to join a sewing group for fellowship, growth and stitching.

Most groups have room for new members.

## Threadpickers

Threadpickers meets at Saint Mark's Episcopal Church which is at the corner of 6<sup>th</sup> St. and O'Connor on the second Thursday of each month, from 10 am to 2 pm.

If you are looking for a friendly daytime group, please meet with us at St Mark's! You can "Brown Bag" your lunch and bring your drink or choose one of the restaurants in downtown Irving.

Bring a project to work on and be ready for a couple of hours of friendship and good conversation.

For more information, contact me!

**Cynthia Gladden**

**972-790-9024**



## Material Woman

(Second Monday - 6-9 pm – Holy Family Church)

We've changed the time of Material Women. Our meetings are at Holy Family in the Gym building now from 3-6 or when we get tired of socializing. We work on new patterns usually making an Angel Quilt but not a requirement. You can bring something you are already planning to do. Holy Family campus is closed. When they open, we're ready to sew. All are welcome.

Donna Reid 214 435-4148

[donna@acdenterprises.com](mailto:donna@acdenterprises.com)

## Frayed Knots

(Second: Monday 4:30PM – 6PM)

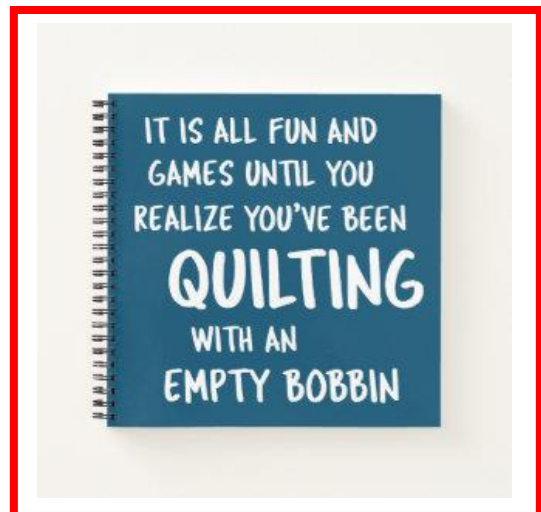
We meet at Jaycee Park Large Room on the 2<sup>nd</sup> Monday of the month at 1:00pm to sew and around 4:30 we have a meeting, and we usually leave by 6 unless someone wants to continue sewing until 11PM. The next meeting will be in August, co-vid virus permitting, and Irving City opens the building for use. I will send out an email when we are able to meet.

I hope everyone is working on their frayed knots exchange blocks. I plan to start mine at retreat. Procrastination is my biggest problem. I have cleaned most of my sewing room, found a quilt top from 2011 from Quilters Dream block of month that just needed borders to finish and I even found the finishing kit that I had bought. It is now finished and ready to go to the quilters. Now I just need to get busy on all the quilts that I need to do bindings on.

Feel free to join us if you can. If you have any questions about Frayed Knots, please feel free to call me.

Sue Gray

214-850-9517



## Open Retreat Weekend

I have recently retired from the working grind and of course, like so many of you...was stuck at home. I was looking at my facebook page and there popped up a notice of an open retreat at Red Boot Retreat for late in August. Hey!!!! I will be off work then...I could go to this to celebrate my new freedom!! They had 5 spots open, so I texted my travel pals and those that wanted to signed on to join me. I was finally going on a retreat!!!! Yeah me.

They can only hold the attendance at 50 percent so that meant 16 people could attend and it was going to be an open retreat so all types of hobbies could go. They took our temperature when we got there, and we signed waivers and emergency information papers. She assigned us a work area, bedroom, and bathroom. They asked that we wear a mask in the open areas away from our sewing machines, but I generally forgot mine when walking to the ironing station or restroom, but I did wear it in the food line. Since there was only 16 people, we all got friendly and bounced questions, ideas and opinions off each other. It was a very friendly atmosphere.

For those lucky enough to go in October, let me give you a few clues what to expect. The owner is there most of the day and wants to please all her quests no matter how off the wall they may be. The food is simple but fresh. It's not gourmet 5 star but you will be full, and you will get dessert!! There is a kitchen area for your use and a breakfast bar for your mornings. She has some fabrics but not a lot so plan a trip to Loretta's in Whitney if you want to shop a lot. She keeps the work area at around 71 degrees. So, plan on a dressing in layers depending on your temperature gauge. The bedrooms are individually controlled so you are on your own there. Bathrooms are similar to Compass Centre. I would bring a small blanket and your pillow if you want. She has a light quilted throw on the beds and that might not be enough for some.

The work area has design walls on one long wall and 2 short walls. Not everyone will get one by their sew area and if you do, you will need to share. This was not a problem when there was just 16 people but with a full house of over 30, we will have to play nice. Each area has 2 tables that are 2 x 4 foot and one off them is adjustable in height, so you really don't need your sew easy tables. But you can bring them if you want but you might have to set up your work area in the middle of the room because you will jut out into the aisles. These tables do not shake when you sew. The chairs are comfy and new.

There is a masseuse available also and she is good. Carrie will let us know prices and availability ahead of time. So, get ready lucky ladies. It's just a few months away until we get to see each other like the old days.

Stay safe and well until then.

Carol Cook



## Grandparents Day

When President Jimmy Carter signed the proclamation creating a National Grandparents Day, little did anyone know how it would grow. At the time, Carter said the holiday would recognize "the importance and worth of the 17 million grandparents in our nation."

Barely a generation later, there are now more than 70 million grandparents in the United States.

That's a lot of recognition. And a lot of gifts, cards, and flowers, too.

On September 11, 2020, Grandparents Day will reach its 41st anniversary. Like Mother's Day and Father's Day, it's a time for family celebration, and a chance to honor the important role grandparents play in children's lives.

## Quilting Tips

### **Wind bobbins with almost empty spools of thread.**

When piecing scrap quilts, use up these different colors of thread. A very scrappy quilt can have red, purple, orange and white thread and it will be your secret. No one will ever be able to tell as long as you don't use very dark thread with very light fabrics, then it may shadow through.

### **Use chenille stems for cleaning your machine.**

They are very inexpensive and easy to find at craft stores. They can be bent or looped to fit into tiny, out of the way spaces. They collect the dust and lint and can be wiped off and reused. Also, if you trim them or keep folding them, you can use them multiple times.

### **Layer fabrics right sides together when cutting.**

They can be sewn together without taking them apart and there is no need to pin.

### **Keep a small basket nearby.**

This is great way to collect trimmed off corners or scraps large enough to use again. These can be saved for another step, or another project all together. If you aren't going to use them soon, put them in a clear baggie with a note that says how many there are and what size they are.

### **Press seams.**

Press seams closed to set the threads in place, then press from the back of the patchwork, and finally flip it over and press from the front side. Remember not to move the iron back and forth with pressure as that will distort and stretch fabric.

### **Never put water in your iron!**

The iron will last much longer and there will never be any unfortunate leaks or spitting. Use a small spray bottle of water or pressing product instead. A quick spritz with a spray bottle is super effective and easily refilled.

### **Press seams.**

Press seams closed to set the threads in place, then press from the back, and finally flip it over and press from the front side. Remember not to move the iron back and forth with pressure as that will distort and stretch fabric.

### **Never put water in your iron!**

The iron will last much longer and there will never be any unfortunate leaks or spitting. Use a small spray bottle of water or pressing product instead. A quick spritz with a spray bottle is super effective and easily refilled.

### **Use return address labels.**

They are great for identifying rulers, mats, rotary cutters and other small tools you take with you on retreats and workshops. If they are left behind, the finders will know how to contact you!

### **When you finish a big project, reward your machine with a nice cleaning.**

Also, refold and store unused or leftover fabrics. File the patterns and tools that were needed. Refill bobbins replace rotary blades if needed and restock any supplies that were used up. A quick tidy of your sewing space will leave it ready for a new project!





## Officers

### President:

Linda Scott

### 1<sup>st</sup> Vice President:

Shawn Carr

### 2<sup>nd</sup> Vice-President:

Susan Turk

### Treasurer:

Linda Cole

### Secretary:

Cynthia Gladden

## Chairpersons

### Angel Quilts:

Donna Reid

### Audit:

Deborah Kay

### Door Prizes/Fabric

### Lotto:

IQG Team

### Historian:

Nancy Norris

### Hospitality:

Susan Holt

### Keeper Quilts:

Janie Merritt

### Love Thy Baby:

LaCora McSwain

### Membership:

Suzanna Fox

### Newsletter Editor:

Judy Poole

### Nomination:

### Parliamentarian:

### Quilt Show:

Carol Cook

Susan Holt

### Quilts of Valor:

Carol Cook

### Sunshine & Shadow/

### Welcoming:

Connie Angeles

### TAQG:

Cynthia Gladden

### Webmaster:

Susan Turk

## Officer's Meetings

The Officers and Committee Members meet the second Thursday of each month at Oakview Baptist Church (north entrance) at 1004 South Story Road, Irving. We meet at 6:00 and everyone is welcome.

## Membership

Current Members	75
New Members	0
Meeting Attendance	0
Guests	0
Total attending	0

## Dues Information

The Guild's annual dues are due at the November meeting for the following year. All members are required to wear their current membership card as their name badge. A 50¢ fine is charged if not worn at the meeting.

Dues are \$30.00 per year.

## Long Arm Machine Quilters


Linda Cole	214-727-4397
Janie Merritt	469-644-2867
Linda Scott	972-986-7890
Bonnie Sloan	972-252-8067
Susan Turk	214-236-7975
Deborah Kay	817-881-0069

## September Birthdays

23	Cynthia Gladden
24	Sandra Beissel
30	Gail Walsh



# LABOR DAY



Grandparents are Roses  
Without the Thorns



## Irving Quilt Guild

The Quilting Press newsletter is published monthly for the Irving Quilt Guild, a not-for-profit 501(c)3, volunteer organization founded in 1998.

### NEWSLETTER DEADLINES

Please submit all newsletter contributions, letters, reports, black & white photos, prepaid advertisements, etc. to the editor at [judy343@tx.rr.com](mailto:judy343@tx.rr.com)

All ads must be prepaid, camera ready, and fit the size requirement. Ads received after the deadline will be included in the next month's publication. Deadline for publication is the third Thursday of each month for the following month's issue.

### ADVERTISING RATES:

**1/8 pg (3.5X2)** \$3/mo; \$8/3 mo;  
\$15.25/6 mo; \$30/yr.

**1/4 pg (3.5X4.5)** \$5.75/mo;  
\$15/3 mo; \$29/6 mo; \$57/yr.

**/2 pg (7X4.5)** \$11/mo;  
\$29/3 mo; \$56/6 mo; \$110/yr.

**Full pg (7X9.5)** \$21/mo; \$56.50/3 mo;  
\$107/6 mo; \$210/yr.

September 2020			
9/10/20	Officers Meeting	6:00 pm	Oakview Baptist Church
9/17/20	Guild Meeting	6:30 – 9:00 pm	Oakview Baptist Church
2nd Monday	Frayed Knots	4:30 - 6:00 pm	Jaycee Park
2nd Thursday	Threadpickers	10:00 am – 2 pm	Saint Mark's
2nd Monday	Material Women	6:00 – 9:00 pm	Holy Family Church

### IRVING QUILT GUILD MISSION STATEMENT

Promote fellowship among persons interested in all aspects of quilt making.  
Preserve our quilt-making heritage and traditions. Participate in quilt-related projects that are of service to our community.

**Please visit our website  
to learn more about the IQG!**

**[www.IrvingQuiltGuild.com](http://www.IrvingQuiltGuild.com)**



**Irving Quilt Guild**  
**P.O. Box 154291**  
Irving, TX 75015-4291



### September 17 Meeting Reminders:

- Items for Show and Tell
  - ❖ Angel Quilts
  - ❖ Quilt of Valor
  - ❖ Love Thy Baby Items
- Food & Drink – ???