



The Quilting Press

Published by the Irving Quilt Guild, Inc.

May 2020
Volume 23, Issue 5

President's Message

I hope everyone is healthy and doing well. I miss seeing everyone at the guild meetings. Hopefully this virus will be over soon.

Several are finishing quilts during this time which is great; we should have a lot of show and tell when the guilds meet again. I finished a few but the quilting stack is getting quilt large.

There will not be a quilt lesson in this newsletter; I left my material at work. Some will really miss the lesson and others will be shouting for joy!

We do need for you to submit your entry for the quilt show the deadline is coming soon. Please get those entries in. Carol will have an article in this newsletter about the show so please read it.

This is a very difficult time for all of us but try to remember if God brought us to it, he will see us thru it.

Happy Quilting,
Linda Scott



[Mother day](#)

Mother's Day in the United States is annually held on the second Sunday of May. It celebrates motherhood and is a time to appreciate mothers and mother figures. Many people give gifts, cards, flowers, candy, a meal in restaurant or other treats to their mother and mother figures, including grandmothers, great-grandmother, stepmothers, and foster mothers.

Picnic Postponed

Well, as expected, with things as they are in the world right now, The Defenders of Freedom picnic had to be postponed. It is tentatively scheduled for September 13th, but it is still up in the air as to if it will be allowed even then. So, we will change the due date on the quilt kits that are checked out to the August meeting. I was told they were expecting 40 people at the picnic and I have 30 quilts at my house right now. If you ladies are trying to make your hours, I will gladly take your finished quilts. I would love to be able to give all attendees a quilt again this year.

As always, I appreciate all your efforts to honor these wounded warriors and thank them for their sacrifices for us all. They love our quilts and tell Joe all the time when he checks in with them that they use them all the time.

On a sad note, we lost one of the WWII vets who has come to the last 3 or 4 picnics and just enjoyed the comradery with the other vets. He was given a quilt the first year we started supporting the Picnic and he always stopped me each year to tell me thanks. He used to laugh at the antics of the guys getting their quilts and enjoyed himself a lot. He will be missed and honored in some way in September I am sure.

Stay well my friends.

Carol



After Sundown

(2020)

A novel by Linda Howard and Linda Jones

Danger brings together two guarded hearts in a battle for survival in this irresistible story from New York Times bestselling authors Linda Howard and Linda Jones.

Sela Gordon, the shy owner of a Tennessee general store, finds safety in solitude. But if anyone can pierce her protective shell it's the handsome, mysterious ex-military man living alone in the wilds of Cove Mountain. For two years, he's kept his distance—until the day he appears to warn her that a catastrophic solar storm capable of taking down the power grid is coming. Now, Sela must find the courage to become the leader Wears Valley needs.

Bitter experience has taught Ben Jernigan it's best to look out for number one. For two years the former soldier has lived in a self-imposed exile, using a top-notch security system to keep people away. But he had to let Sela know about the impending threat—and now the quiet and undeniably sexy woman is making it too easy for him to lower his guard.

As panic spreads, Sela and Ben discover that in the dark, cut off from the outside world, there's no more playing it safe—in life or in love.

Angel Quilts

We took 33 quilts to Scottish Rite this month. Our total for this year is 55. You ladies are great. Keep it up and we'll reach our goal of 300. Well my goal. But I can't reach it without you.

The sizes of the Angel Quilts are Length plus Width must be at least 90" for a small worth 4 points. Length plus Width of 120" or more is a large quilt worth 8 points. Please measure your top before you quilt it. Don't forget the label.

Jean Sullivan won the lite red raffle and took the 4 points. Sarah Schacht won batting. Thanks to all for your support.

Donna Reid 214 435-4148 donna@acdenterprises.com



LOVE THY BABY... need to get your Volunteer hours done?

Would you consider doing some small quilts and or Receiving blanks for us?

Love Thy Baby provides all the fabric so if your stash is short and you want volunteer hours please consider doing blankets for us.

We provide all the fabric needed all you have to do is surge or a rolled hem on the 36 x 36 flannel. Small quilts 36 x 36 are completely put together all you have to do is do the quilting on top in the ditch or meandering.

*Small quilts are 1 for 1 Point

*Surging or rolled hem on the receiving blankets 10 for 2 Points

*Hats, diaper shirts and booties are 10 for 2 Point

Please remember to bring all your Receiving Blankets, small quilts and hats back to our next meeting. Please make sure you return them in the white bag that you took them in along with the tag on the bag

If you have any questions, please contact me.

I thank you – and Love Thy Baby thanks you.

LaCora McSwain 972-255-6233 or l.mcswain4@verizon.net

HAND SANITIZER RECIPE FROM CVS

2/3 cup of 99% rubbing alcohol or ethanol

1/3 cup of aloe vera gel

8-10 drops of essential oil such as lavender



2020 Mystery Quilt Challenge – Unit 2

Susan Turk
(label unit)

Summary:

Make 36 Pyramid Blocks

Tip:

When sewing Strip Sets, alter the sewing direction so that the strip set doesn't bow.

Detail Instructions

Cutting Instructions:

-Fabric 1:

Cut 5 - 3 ½" X WOF (cut 1 strip in half lengthwise)

Cut 5 – 2 ½" X WOF (cut 1 strip in half lengthwise)

Cut 5 – 1 ½" X WOF (cut 1 strip in half lengthwise)

-Fabric 2

Cut 3 – 2 ½" X WOF (cut 1 strip in half lengthwise, only need one half)

Cut 3 – 4 ½" X WOF (cut 1 strip in half lengthwise, only need one half)

-Fabric 6:

Cut 13 – 2 ½" X WOF (cut 3 strips in half lengthwise, only 5 halves are needed)

Cut 3 – 4 ½" X WOF (cut 1 strip in half lengthwise, only need one half)

Assemble:

Row 1:

- Sew 2 strip sets together on full WOF side and press.

Fabric 1 – 3 ½" X WOF

Fabric 6 – 2 ½" X WOF

Fabric 1 – 3 ½" X WOF

- Sew 1 strip set together on half WOF side and press

Fabric 1 – 3 ½" X ½ WOF

Fabric 6 – 2 ½" X ½ WOF


Fabric 1 – 3 ½" X ½ WOF

- Sub-cut the above 3 sets by 2 ½" for a quantity of 36.

Fabric 1 – 3 ½" X WOF/ ½ WOF

Row 1

Fabric 6 – 2 ½" X WOF/ ½ WOF



- Row 2:

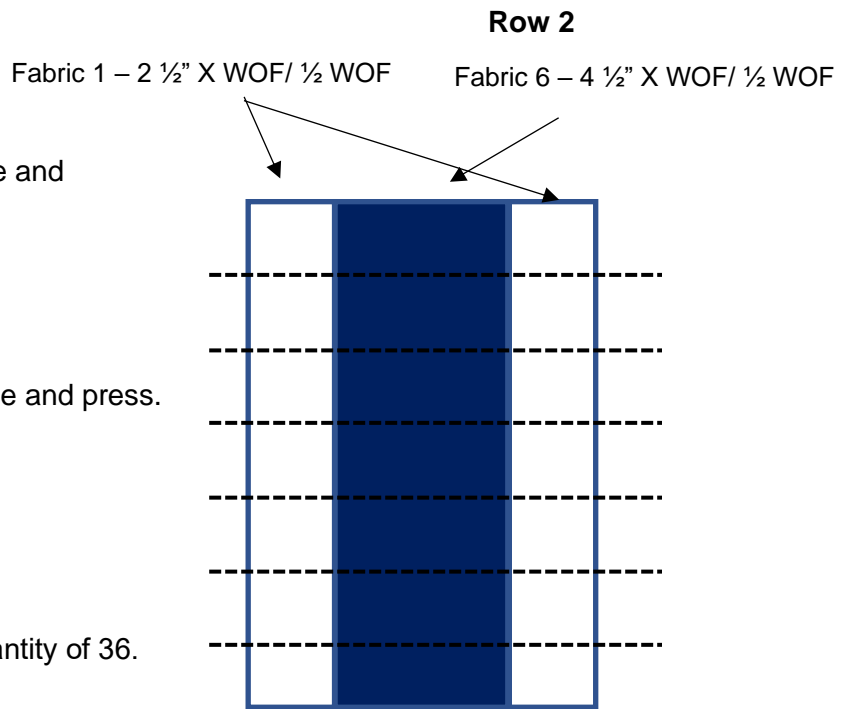
- Sew 2 strip sets together on full WOF side and press.

Fabric 1 – 2 ½" X WOF
Fabric 6 – 4 ½" X WOF
Fabric 1 – 2 ½" X WOF

- Sew 1 strip sets together on half WOF side and press.

Fabric 1 – 2 ½" X ½ WOF
Fabric 6 – 4 ½" X ½ WOF
Fabric 1 – 2 ½" X ½ WOF

- Subcut the above 3 sets by 2 ½" for a quantity of 36.



Row 3:

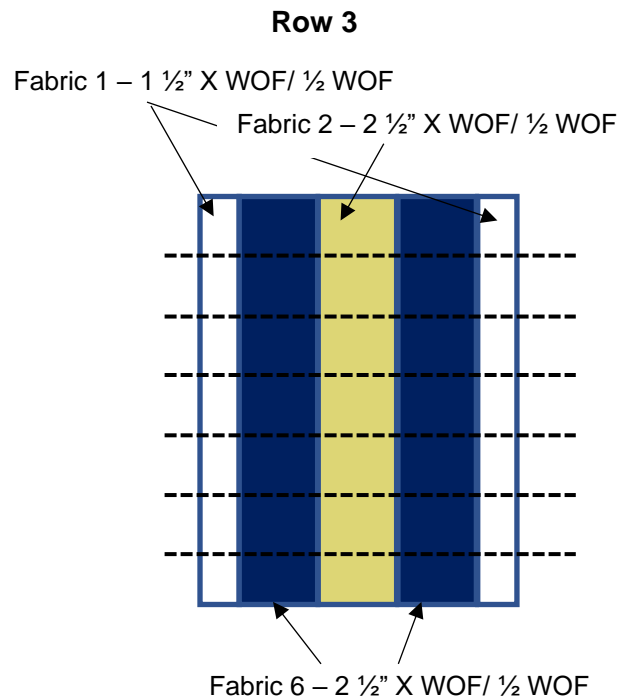
- Sew 2 strip sets together on full WOF side and press

Fabric 1 – 1 ½" X WOF
Fabric 6 – 2 ½" X WOF
Fabric 2 – 2 ½" X WOF
Fabric 6 – 2 ½" X WOF
Fabric 1 – 1 ½" X WOF

- Sew 1 strip set together on half WOF and press

Fabric 1 – 1 ½" X ½ WOF
Fabric 6 – 2 ½" X ½ WOF
Fabric 2 – 2 ½" X ½ WOF
Fabric 6 – 2 ½" X ½ WOF
Fabric 1 – 1 ½" X ½ WOF

- Subcut these 3 sets by 2 ½" for a quantity of 36.



2020 Mystery Quilt Challenge – Unit 2 (Continue)

Susan Turk
(label unit)

Row 4:

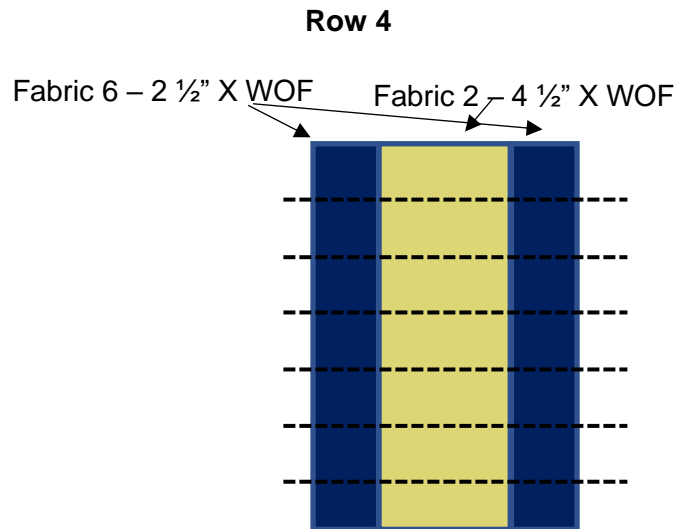
-Sew 2 sets together on full WOF long side and press

Fabric 6 – 2 ½" X WOF
Fabric 2 – 4 ½" X WOF
Fabric 6 – 2 ½" X WOF

-Sew 1 sets together on half WOF side and press


Fabric 6 – 2 ½" X ½ WOF
Fabric 2 – 4 ½" X ½ WOF
Fabric 6 – 2 ½" X ½ WOF

-Subcut these 3 sets by 2 ½" for a quantity of 36.



Block

-Sew Rows 1 thru 4 together to make 36 blocks. It should measure 8 ½ " X 8 ½ " (See Below)



-*** If you have any questions, please email Susan Turk (susanturk182@hotmail.com)

Memorial Day

Memorial Day is observed on the last Monday of May. It was formally known as Decoration Day and commemorates all men and women, who have died in military service for the United States. Many people visit cemeteries and memorials on Memorial Day and it is traditionally seen as the start of the summer season

Where's the Needle?

N E G A K C A P J M L X W X N L V
A W I N T H E Q U I L T M Z N R G
R Y O N K L T B B Y N I D E W L T
M R Q G V L Q X T Z X L E N Y K K
O L O V T D L J N E D D E S R B X
F N Q O Y H B T D Y L R P B A T E
C O P M L M G W D E Q O S R O N Y
H I X P T F I I B W O E O T I R B
A H N W K T E O N L W F Z H N A D
I S J R H B X H O N S M C T T N Y
R U Y P Q L L F T O I A X T L M R
D C I N V V T O A N M N I N Y M J
R N N Y M H P P U Y O N E Z T M Z
S I R Y R A B R B S G N V D J N Q
X P K E N D L Y J T E V G B D N T
M D A T G L P J M R M D R X X I X
T D S N M L D W P Q W T L R G N H

HIDDEN IN NIGHTGOWN

SEWN TO PANTS

SPOOL OF THREAD

PACKAGE

IN THE QUILT

ROBE

ON THE FLOOR

PINCUSHION

BAR OF SOAP

BLOUSE

ARM OF CHAIR

MIXED WITH PINS

NEEDLE BOX

BY MACHINE

BATTING



Friendship Groups

Guild members are cordially invited to join a sewing group for fellowship, growth and stitching.

Most groups have room for new members.

Threadpickers


Threadpickers meets at Saint Mark's Episcopal Church which is at the corner of 6th St. and O'Connor on the second Thursday of each month, from 10 am to 2 pm.

If you are looking for a friendly daytime group, please meet with us at St Mark's! You can "Brown Bag" your lunch and bring your drink or choose one of the restaurants in downtown Irving.

Bring a project to work on and be ready for a couple of hours of friendship and good conversation.

For more information, contact me!

Cynthia Gladden
972-790-9024



Material Woman

(Second Monday - 6-9 pm – Holy Family Church)

Our meetings are at Holy Family in the Gym building. At the next meeting we'll work on the 2nd Angel Quilt in the program, the checkered board. You are always welcome to bring your own project to work on. All are welcome.

Donna Reid 214 435-4148
donna@acdenterprises.com

Frayed Knots

(Second: Monday 4:30PM – 6PM)

We meet at Jaycee Park Large Room on the 2nd Monday of the month at 1:00pm to sew and around 4:30 we have a meeting, and we usually leave by 6 unless someone wants to continue sewing until 11PM. The next meeting will be May 11th, covid virus permitting.

We have fun sewing and talking with each other. If you are having problems, there are always several people around to help. If you want to use the time to cut out patterns or batting, there are lots of tables to put together to have a good space for that. And you can just do hand sewing if you don't want to haul your machine out for the afternoon.

I hope everyone is getting lots of quilting done, I know I am. Course now I need to sew bindings on everything and get some more quilted. We should have lots of angel quilts and QOV to show when we finally get to meet again.

Feel free to join us if you can.

Sue Gray



Officers

President:

Linda Scott

1st Vice President:

Shawn Carr

2nd Vice-President:

Susan Turk

Treasurer:

Linda Cole

Secretary:

Cynthia Gladden

Chairpersons

Angel Quilts:

Donna Reid

Audit:

Deborah Kay

Door Prizes/Fabric

Lotto:

IQG Team

Historian:

Nancy Norris

Hospitality:

Susan Holt

Keeper Quilts:

Janie Merritt

Love Thy Baby:

LaCora McSwain

Membership:

Suzanna Fox

Newsletter Editor:

Judy Poole

Nomination:

Parliamentarian:

Quilt Show:

Carol Cook

Susan Holt

Quilts of Valor:

Carol Cook

Sunshine & Shadow/

Welcoming:

Connie Angeles

TAQG:

Cynthia Gladden

Webmaster:

Susan Turk

Officer's Meetings

The Officers and Committee Members meet the second Thursday of each month at Oakview Baptist Church (north entrance) at 1004 South Story Road, Irving. We meet at 6:00 and everyone is welcome.

Membership

Current Members	73
New Members	0
Meeting Attendance	0
Guests	0
Total attending	0

Dues Information

The Guild's annual dues are due at the November meeting for the following year. All members are required to wear their current membership card as their name badge. A 50¢ fine is charged if not worn at the meeting.

Dues are \$30.00 per year.

Long Arm Machine Quilters

Linda Cole	214-727-4397
Janie Merritt	469-644-2867
Linda Scott	972-986-7890
Bonnie Sloan	972-252-8067
Susan Turk	214-236-7975
Deborah Kay	817-881-0069

May Birthdays

2	Mae Harless
9	Cynthia Jauregar
9	Jeannie Persyn
16	Ginny North
16	Barbara Coughlin
27	Susan Hyde
27	Pam Setzhorn
28	Susan Turk



Happy Mother's Day

Irving Quilt Guild

The Quilting Press newsletter is published monthly for the Irving Quilt Guild, a not-for-profit 501(c)3, volunteer organization founded in 1998.

NEWSLETTER DEADLINES

Please submit all newsletter contributions, letters, reports, black & white photos, prepaid advertisements, etc. to the editor at judy343@tx.rr.com

All ads must be prepaid, camera ready, and fit the size requirement. Ads received after the deadline will be included in the next month's publication. Deadline for publication is the third Thursday of each month for the following month's issue.

ADVERTISING RATES:

1/8 pg (3.5X2) \$3/mo; \$8/3 mo;
\$15.25/6 mo; \$30/yr.

1/4 pg (3.5X4.5) \$5.75/mo;
\$15/3 mo; \$29/6 mo; \$57/yr.

1/2 pg (7X4.5) \$11/mo;
\$29/3 mo; \$56/6 mo; \$110/yr.

Full pg (7X9.5) \$21/mo; \$56.50/3 mo;
\$107/6 mo; \$210/yr.

Irving Quilt Guild
P.O. Box 154291
Irving, TX 75015-4291



May 21 Meeting Reminders:

- Items for Show and Tell
 - ❖ Angel Quilts
 - ❖ Quilt of Valor
 - ❖ Love Thy Baby Items
- Food & Drink – E-N

May 2020			
5/14/20	Officers Meeting	6:00 pm	Oakview Baptist Church
5/21/20	Guild Meeting	6:30 – 9:00 pm	Oakview Baptist Church
2nd Monday	Frayed Knots	4:30 - 6:00 pm	Jaycee Park
2nd Thursday	Threadpickers	10:00 am – 2 pm	Saint Mark's
2nd Monday	Material Women	6:00 – 9:00 pm	Holy Family Church

IRVING QUILT GUILD MISSION STATEMENT

Promote fellowship among persons interested in all aspects of quilt making.
Preserve our quilt-making heritage and traditions. Participate in quilt-related projects that are of service to our community.

**Please visit our website
to learn more about the IQG!**

www.IrvingQuiltGuild.com

Memorial Day