



The Quilting Press

Published by the Irving Quilt Guild, Inc.

February 2020
Volume 23, Issue 2

President's Message

What fun the meeting was and the tips from the members were very informative. I rally enjoyed their presentations. I look forward to the programs this year.

Beautiful angel quilts were turned in this month. We have a good start to the year and hopefully we will reach our goal and the reward is the 48 hours class. We always have a good time at the 48 hours workshop. Make that one of your goals for 2020, to participate in the 48 hours workshop.

I am looking forward to the mystery quilt in March, the first one is beautiful. We know it is time consuming, so we THANK YOU Susan for your time. Everyone get your show quilt finished by March so you will be able to work on the mystery quilt.

Each month my goal is to give you a brief history of quilting, so here is lesson #1. These will be facts that maybe you did not know about quilting.

Lesson #1 on quilting:

"Quilt" is derived from the Latin word *culcita*, which means "stuffed sack". The earliest depiction of quilting was discovered in Egypt: it was an ivory figurine of a pharaoh wearing quilted clothing, ca. 3400BC. Quilted clothing was popular in Europe, especially under chain-mail armor for soldiers. It kept the metal from rusting and kept the knights comfy under all their heavy gear.

Have a great month of quilting and if you have any questions, do not hesitate to call me.

Happy Quilting,

Linda Scott



Valentine's Day

Valentine's Day is celebrated on February 14. It is a festival of romantic love and many people give cards, letters, flowers or presents to their spouse or partner. They may also arrange a romantic meal in a restaurant or night in a hotel. Common symbols of Valentine's Day are hearts, red roses and Cupid.

IQG General Meeting Minutes

January 16, 2020 Meeting called to order at 6:50 pm

Minutes as published in the newsletter approved as written.

Sunshine & Shadows – Connie Angeles introduced one guest and two new members. She also said that Lori Vauble's husband underwent surgery. Wanda Rolf is recovering from bronchitis.

48-hour class – Donna Reid congratulated all who qualified for the 48 hour class. The class will be held at Oakview Baptist Church. It will open at 8am and class will begin promptly at 9am. Lunch will be pulled pork sandwiches and sides.

Shawn Carr introduced tonight's program called TOP TIPS. Members of the guild talked about quilting and sewing tips.

- Susan Hyde uses scraps ironed to fusible interfacing then she zigzags the scrap edges to create a block. Susan made small bags with her blocks.
- Carol Cook showed how to make eight ½ square triangles at one time using two fabric squares. She distributed a measurement sheet to make different sizes of HSTs.
- Judy Doggett showed how to use a seam ripper efficiently and she solved the mystery of the "little red ball" on the seam ripper.
- Cynthia Gladden encouraged using Quilt Basting Spray on small quilts which you plan to quilt on your home machine.
- Shawn Carr had three tips: First, using a small sponge square to lift threads when you rip. Second, to have crisp fabric to sew, iron, then spray starch, then iron again. Third, use glue to stick binding down before sewing.

Susan Turk detailed the upcoming retreat. She said the retreat is full. All must be paid up by the end of tonight's meeting. Sue Gray attended the new retreat house, Red Boot Retreat, and gave a short report on its amenities.

Suzanna Fox awarded Perfect Attendance Pins and 24-Hour Pins. She said the 2020 Directory will be available in February. Family Fun Day is in March. The date is to be confirmed.

Linda Scott reminded everyone to work on your Show quilts. This year the show is in June and quilts must be entered with a picture in March.

Shawn talked about upcoming programs. More details to come in this newsletter.

Susan Holt said food for February is "Happy Heart". Alphabet A-D is up for this month. However, anyone can contribute.

Donna Reid explained her incentive programs for encouraging members to contribute Angel Quilts.

Show and Tell featured Angel Quilts and personal quilts. All were beautiful!

Meeting adjourned at 8:45 pm.



Angel Quilts

It's a new year and we started out right. We took 22 quilts to Scottish Rite. On our way to 300! Every month I will draw 2 lite red tickets, one for the \$20 quilting certificate or batting and one for points. You always earn the points by size for the quilt you turn in. These drawings are and extra thank you.

If you've never made an Angel Quilt think about it. If you have made one how about making another!

The sizes of the Angel Quilts are Length plus Width must be at least 90" for a small quilt worth 4 points. Length plus Width of 120 or more is a large quilt worth 8 points. Please remember to measure your top before you quilt it.

Jerry Tollett won the Lite Red raffle for 4 points. Jerry Bowen won a certificate worth \$20 toward her next Angel Quilt. Thanks to all for your continued support.

Donna Reid 214 435-4148 donna@acdenterrprises.com



LOVE THY BABY... need to get your Volunteer hours done?

Would you consider doing some small quilts and or Receiving blanks for us?

Love Thy Baby provides all the fabric so if your stash is short and you want volunteer hours please consider doing blankets for us.

We provide all the fabric needed all you have to do is surge or a rolled hem on the 36 x 36 flannel. Small quilts 36 x 36 are completely put together all you have to do is do the quilting on top in the ditch or meandering.

*Small quilts are 1 for 1 Point

*Surging or rolled hem on the receiving blankets 10 for 2 Points

*Hats, diaper shirts and booties are 10 for 2 Point

Please remember to bring all your Receiving Blankets, small quilts and hats back to our next meeting. Please make sure you return them in the white bag that you took them in along with the tag on the bag

If you have any questions, please contact me.

I thank you – and Love Thy Baby thanks you.

LaCora McSwain 972-255-6233 or l.mcswain4@verizon.net



Thank You from our Scottish Rite recipient



Wow!! This quilt is beautiful! My girl picked this out at Scottish Rite after a long day of testing!! Thank you so much!!!



Family FunDay at the Irving Arts Center

“Playing with Patterns” - Sunday March 8th 1-4 PM

March is National Quilting Month. Irving parents and children will experience quilt inspired art activities led by members of the Irving Quilt Guild. This will be our third-year hosting Family Fun day.

There will be a workshop on **Saturday February 22nd** to cut out and zigzag placemat edges, as well as making quilt pattern puzzles and bookmarks kits for Family Fun Day. Earn volunteer hours by participating in this fun event or helping at the workshop. Please contact Suzanna Fox at 805-391-0704. Thank you.

Spring Retreat at Compass Centre

Spring Retreat will be March 5-8 at Compass Centre. February is the last meeting to pay your retreat. I will probably not be at the February Meeting since I will have my grandson and will need a volunteer to receive the rest of the payments. If you can, please mail me your payments so that it's not so much work on my volunteer person. I will send more information to the group.

Irving Convention Center Quilt Show August 13-15, 2020

Theme: "Sing Your Song in Fabric"

YES...It's that time again. Time to get those show quilts finished or started whichever applies to you. We had the first show committee meeting and started discussing any changes and setting up meetings for the rest of the months before the show. The Irving Guild is once again doing quilt take-in and check out plus the volunteers.

We MUST come up with a show ticket point of contact person from our guild and that person needs to try and make the April show meeting for sure, so they understand the process of the ticket sales and accounting. It's not a hard job but it's best to know all the ins and outs for the process.

There will be new T-shirts for sell this year. Haven't got a price yet but get ready for that when it happens.

They are hoping the entry website will open in March and the tentative deadline for entering is set for May 15th but that could change. Remember you must have a picture of some part of a pieced quilt top for your entry process. Entries are still \$25.00.

They are stressing the Junior division this year and they will have their own section and be run separately from the big quilts. Get those grandkids involved! There will be clothing as well as all forms of quilts and crafts. More details to be submitted later.

As you know we will be at the Irving Convention Center which is going to be a new venue and a new way of setting up everything. We have the first and second floors available. First floor is venders and show quilts. Second floor is classrooms and maybe the mini auction.

There are several committee positions not taken yet. If you decide to take one of these spots please remember it doesn't mean you run the position by yourself but you become the head of that committee and you organize your helpers and run that section of the show. They need: Show Set-up / Take Down and Publicity people. Or if you want to help on a committee just let us know.

We are buying a half page ad to advertise the show in the Dallas Quilt Show handout. There is also discussions about buses from other towns to bring people in to the show. There is a Dart stop at the Center and a parking garage. We will have a Guild Booth in among the venders again.

The theme for the show is music so if you want to make a quilt for that show category it can be anything and any size below 96 inches wide. The show decorations will be musical and they are hoping to have musicians throughout the building during the show.

Think about making a show quality mini quilt also. Since we are having restricted numbers we can enter, what we do have needs to be really nice so people will bid on it or better yet- Buy it Now. This will be a silent auction.

Let me know if you have any questions.

Carol Cook

Hooray!

A warm welcome to our newest member Karon Larison, who joins us from Lewisville and a big welcome back to Pansy Shehee from Irving who has rejoined the guild. So happy to have you ladies as a part of our organization.

Guild Members – keep extending the hand of friendship and passing on your love of quilting. Thank you for your efforts. Suzanna Fox

48-point Appreciation Class

You should have been there. We missed you. The class was held at the church in the same spot we have our regular meetings. The teacher was Nancy Bowen from Quilters Dream and the pattern was Falling Stars. You will be impressed when you see all the different colors.

Lunch was pulled pork, cheese Quesadillas, salad and more. Dessert was, yes we had dessert, vanilla ice cream with chocolate sauce and whipped cream on a brownie.

Start working on your 2020 points to be a part of the next Appreciation class. Remember QOV, Love thy Baby and of course Angel Quilts are all part of the ways to get your points.

Thank you all!

Donna

Donna@acdenterprises.com

February Program

Martha Lindberg – Trunk Show

Join us in Feb to hear Martha's program regarding her quilts. She is a very good speaker and we will have a great time!

February Workshop

Family Fun Prep and Angel Quilt Workshop

Earn volunteer points and come have fun with everyone!

Jaycee Small Room 9:00 am – 3:00 pm

March Program

Suzi Parron – Barn Quilts Across America

March Workshop

Suzi Parron – Barn Quilt Squares

\$25 per person (pay in Feb)

See Supply List in Newsletter

Gardens Art Center 9:00 am – 4:00 pm

**MARCH WORKSHOP Sat
March 21st
Garden and Arts Building
Irving**

**\$25 per person PAY in FEB
Meeting**

Supply List:

- Painter's tape—Green (NOT YELLOW) "Frog" brand is BY FAR the best, but blue Scotch tape will do. Narrower tape (about 1 inch) is preferred
- Yardstick or 24 inch ruler
- Pencil
- Blow dryer with extension cord for every 2-3 people
- Coverings for tables (host organization usually provides)

Choose your pattern. Note that colors are just for illustration.

Row 1 = easiest; Row 2=easy; Row 3= intermediate; Row 4=challenging



Churn Dash




Pinwheel




Friendship Star




Folded Flag



Ohio Star



Swirling Star



Shooting Star



Ribbon Star



Hidden Star




Flower Basket



Eight-Pointed Star



Cardinal



Spools



Flying Geese



Amish Star



Double Aster

Friendship Groups

Guild members are cordially invited to join a sewing group for fellowship, growth and stitching.

Most groups have room for new members.

Threadpickers

Threadpickers meets at Saint Mark's Episcopal Church which is at the corner of 6th St. and O'Connor on the second Thursday of each month, from 10 am to 2 pm.

If you are looking for a friendly daytime group, please meet with us at St Mark's! You can "Brown Bag" your lunch and bring your drink or choose one of the restaurants in downtown Irving.

Bring a project to work on and be ready for a couple of hours of friendship and good conversation.

For more information, contact me!

Cynthia Gladden
972-790-9024



Material Woman

(Second Monday - 6-9 pm – Holy Family Church)

We meet at Holy Family Church. Each meeting we have a pattern to learn and work on together. You're always welcome to bring your own project to work on. All are welcome.

Donna Reid 214 435-4148
donna@acdenterprises.com

Frayed Knots

(Second: Monday 4:30PM – 6PM)

We meet at Jaycee Park Large Room on the 2nd Monday of the month at 1:00pm to sew and around 4:30 we have a meeting, and we usually leave by 6 unless someone wants to continue sewing until 11PM. The next meeting will be February 10th.

We have fun sewing and talking with each other. If you are having problems, there are always several people around to help. If you want to use the time to cut out patterns or batting, there are lots of tables to put together to have a good space for that. And you can just do hand sewing if you don't want to haul your machine out for the afternoon.

Mae, Judy, Bonnie and I took advantage of the day to sew. When everyone joined us about 4:30 we had a short meeting. We discussed the Wonky Star that we are going to exchange in December. We now have 13 people in our exchange. Mae, Linda, Judy, Carol, Lori, Bonnie, Jackie, Jerry, Pam, Susie, Joanie, Janie, and myself. We will be doing 3 blocks for each person, using lime green and purple with a tone on tone white background. The lime green and purple can be mixed in each block or each block and be purple or green. We will be doing a total of 39 blocks.

We had a good turnout for the Frayed Knots Group this month, hope to see more of people next month.

Feel free to join us if you can.

Sue Gray

Officers

President:

Linda Scott

1st Vice President:

Shawn Carr

2nd Vice-President:

Susan Turk

Treasurer:

Linda Cole

Secretary:

Cynthia Gladden

Chairpersons

Angel Quilts:

Donna Reid

Audit:

Deborah Kay

Door Prizes/Fabric

Lotto:

IQG Team

Historian:

Nancy Norris

Hospitality:

Susan Holt

Keeper Quilts:

Janie Merritt

Love Thy Baby:

LaCora McSwain

Membership:

Suzanna Fox

Newsletter Editor:

Judy Poole

Nomination:

Parliamentarian:

Quilt Show:

Carol Cook

Susan Holt

Quilts of Valor:

Carol Cook

Sunshine & Shadow/

Welcoming:

Connie Angeles

TAQG:

Cynthia Gladden

Webmaster:

Susan Turk

Officer's Meetings

The Officers and Committee Members meet the second Thursday of each month at Oakview Baptist Church (north entrance) at 1004 South Story Road, Irving. We meet at 6:00 and everyone is welcome.

Membership

Current Members	72
New Members	2
Meeting Attendance	46
Guests	1
Total attending	47

Dues Information

The Guild's annual dues are due at the November meeting for the following year. All members are required to wear their current membership card as their name badge. A 50¢ fine is charged if not worn at the meeting.

Dues are \$30.00 per year.

Long Arm Machine Quilters

Linda Cole	214-727-4397
Janie Merritt	469-644-2867
Linda Scott	972-986-7890
Bonnie Sloan	972-252-8067
Susan Turk	214-236-7975
Deborah Kay	817-881-0069

February Birthdays

1	Jerry Tollett
2	Thenia Haynie
13	Pansy Shehee
21	Michelle Maurice



Irving Quilt Guild

The Quilting Press newsletter is published monthly for the Irving Quilt Guild, a not-for-profit 501(c)3, volunteer organization founded in 1998.

NEWSLETTER DEADLINES

Please submit all newsletter contributions, letters, reports, black & white photos, prepaid advertisements, etc. to the editor at judy343@tx.rr.com

All ads must be prepaid, camera ready, and fit the size requirement. Ads received after the deadline will be included in the next month's publication. Deadline for publication is the third Thursday of each month for the following month's issue.

ADVERTISING RATES:

1/8 pg (3.5X2) \$3/mo; \$8/3 mo;
\$15.25/6 mo; \$30/yr.

1/4 pg (3.5X4.5) \$5.75/mo;
\$15/3 mo; \$29/6 mo; \$57/yr.

/2 pg (7X4.5) \$11/mo;
\$29/3 mo; \$56/6 mo; \$110/yr.

Full pg (7X9.5) \$21/mo; \$56.50/3 mo;
\$107/6 mo; \$210/yr.

Irving Quilt Guild
P.O. Box 154291
Irving, TX 75015-4291



February Meeting Reminders:

- Items for Show and Tell
 - ❖ Angel Quilts
 - ❖ Quilt of Valor
 - ❖ Love Thy Baby Items
- Food & Drink – A-D

November 2019			
2/13/20	Officers Meeting	6:00 pm	Oakview Baptist Church
2/20/20	Guild Meeting	6:30 – 9:00 pm	Oakview Baptist Church
2nd Monday	Frayed Knots	4:30 - 6:00 pm	Jaycee Park
2nd Thursday	Threadpickers	10:00 am – 2 pm	Saint Mark's
2nd Monday	Material Women	6:00 – 9:00 pm	Holy Family Church

IRVING QUILT GUILD MISSION STATEMENT

Promote fellowship among persons interested in all aspects of quilt making.
Preserve our quilt-making heritage and traditions. Participate in quilt-related projects that are of service to our community.

**Please visit our website
to learn more about the IQG!**

www.IrvingQuiltGuild.com

