



The Quilting Press

Published by the Irving Quilt Guild, Inc.

November 2019
Volume 21, Issue 11

President's Message

Hi Ladies:

I am sad that I missed our October meeting. I heard it was great! I was at a retreat sewing.

Upcoming dates and events:

November Blue Christmas with the Irving Fire Dept (teenage girls are the gifts needed the most)
November Kooky, Quirky, Crazy, Quilts plus a few Unusual Collectibles
November WORKSHOP put Mystery Quilts together (I think this is right)
December Christmas Party (more to follow) and show NorthStar Quilts and Mystery Quilts

Food

November E-N TBD
December Provided by Guild TBD Christmas Party

November's food is.... bring anything you want if your last name is between E and N.

IF YOU WOULD LIKE TO BE ON THE CHRISTMAS PARTY COMMITTEE, PLEASE LET ME KNOW. I NEED ABOUT 6 VOLUNTEERS.

Stitching our Lives Together with your help,

Shawn



Thanksgiving day

Thanksgiving Day in the United States started as a way of giving thanks to food collected from a good harvest or problems that were fixed. It originated in 1621 and was a religious festival, but is now largely secular. It is now a holiday on the fourth Thursday of November.

IQG General Meeting Minutes

October 17, 2019

Linda Scott called the meeting to order at 7PM

Connie Angeles presented Sunshine and shadows: we had several visitors.

Food for next month will be E-N, for Fall Fun Food. Contact Susan Holt with any questions.

Susan Turk gave us the completion instructions for the Mystery Quilt and showed 2 versions of ways to finish it. Susan also brought to the attention of the guild a new retreat place, Red Boot Retreat in Hillsboro. We will be trying this one out in October 2020.

Suzanna Fox reminded everyone that membership renewal will be started in November and we can take credit card payments if you wish to pay with a credit card.

Our speaker was Michelle Dorsey. She showed her many bags and explained how she got into the business. Her email is SewMichelle@outlook.com and her website is Sew.Michelle.com if you have any questions about her bags or want other bags.

Nancy Norris announced the ballots and the Officers elected for 2020, Secretary- Cynthia Gladden, Treasurer- Linda Cole, 2nd VP- Susan Turk, President- Linda Scott, and 1st VP- Shawn Carr. Nancy asked for any additional nominations from the floor. Officers will take over their positions at the January Meeting.

Cynthia announced that our Budget meeting will be November 14 and invited all chairpersons to attend.

Evelyn Banks talked about Blue Christmas coming up in November and will be putting information in the newsletter detailing the gifts and can foods needed.

Angel quilts and regular quilts and quilts of valor were shown.

Door prizes were given away.

Meeting adjourned.

Sue Gray

Secretary



Membership Renewal

November begins our membership renewal period. Dues are \$30.00 and payable by check, cash or credit card. There will be a table setup at our next guild meeting for this purpose. You will be asked to review your application from last year for any changes. Thank you in advance for your cooperation.

Happy Trails to Ethel Rains and Kathy Coleman

Best of luck in your new surroundings. You will be missed.

Angel Quilts

We took your 22 Angel Quilts to Scottish Rite Hospital Friday. This makes a total of 226 quilts. They were so colorful and beautiful. You make a quilt you make a smile.

November is the last month this year to earn hours. Twenty four hours gets you a bar with the year for your name tag. Forty eight hours earns you a spot at the Appreciation class.

If you've never made an Angel Quilt think about it. If you have made one how about making another!

The sizes of the Angel Quilts are Length plus Width must be at least 90" for a small quilt worth 4 points. Length plus Width of 120 or more is a large quilt worth 8 points. Please remember to measure your top before you quilt it.

Patricia Vrla won the Lite Red raffle for 4 points. Thanks to all for your continued support.

Donna Reid 214 435-4148 donna@acdenterprises.com



LOVE THY BABY... need to get your Volunteer hours done?

Would you consider doing some small quilts and or Receiving blanks for us?

Love Thy Baby provides all the fabric so if your stash is short and you want volunteer hours please consider doing blankets for us.

We provide all the fabric needed all you have to do is surge or a rolled hem on the 36 x 36 flannel. Small quilts 36 x 36 are completely put together all you have to do is do the quilting on top in the ditch or meandering.

*Small quilts are 1 for 1 Point

*Surging or rolled hem on the receiving blankets 10 for 2 Points

*Hats, diaper shirts and booties are 10 for 2 Point

Please remember to bring all your Receiving Blankets, small quilts and hats back to our next meeting. Please make sure you return them in the white bag that you took them in along with the tag on the bag

If you have any questions, please contact me.

I thank you – and Love Thy Baby thanks you.

LaCora McSwain 972-255-6233 or l.mcswain4@verizon.net

BLUE CHRISTMAS 2019

The Irving Quilt Guild will be collecting gifts for Irving children at the meeting on **Thursday, November 21st**. NEW unwrapped gifts, canned food or cash are needed. We will have firefighters from the Irving Fire Department attending our meeting. You can check out Blue Christmas on Facebook at "Irving Police and Fire Blue Christmas," or on their website at www.irvingpoliceandfirebluechristmas.org.

The following list includes the most needed items. At the Guild meeting I asked you to include **feminine hygiene products** (pads, tampons, hygiene wipes) when you shop for Blue Christmas. Like canned food, this is a necessary and vital commodity, but pricey for families who are struggling. LaCora suggested that you might want to include small zipper bags for a teen girl to carry her supplies in.

***ANYTHING** for a teenage girl

*Books for teens, both boys and girls

*Bicycle helmets for children 12 and under.

*Art supplies for all ages, but especially for older children and teens.

*Games and puzzles for older children and teens.

*Cash, or checks made out to Blue Christmas, will help to buy the food given to the families. Gift cards are not accepted.

*Canned food, especially protein like tuna, spam, chili, and other non-perishable food items.

Stuffed animals or other plush toys are not needed at this time.

A NEW gift for any age child will be appreciated, but the items for older children and teens are the most needed. Thank you, ladies, for always stepping up and showering Irving kids with your generosity.

Evelyn Banks 972-252-5290

Irving Heritage Society Open House

Sunday November 3rd, 3-5 PM - 303 South O'Connor

Our Quilt of Valor program will be the focus of this open house. The folks at the Heritage House are excited to be promoting our efforts and have been advertising this event for several months. If you haven't had the opportunity to visit the Heritage House – it is truly one of Irving's Gems.

The E-M people can bring --- Favorite Fun Foods.

I don't want to be called or emailed, just bring something that fits their fancy.

Speakers & Workshops for 2019

21-Nov	Program	Mary Calloway - Kooky, Quirky, Crazy, Quilts plus Unusual Collectibles
23-Nov	Workshop	Guild Mystery Quilt - Susan Turk (Jaycee Large)
19-Dec	Program	Christmas Party
	Workshop	No Workshop

Giving Thanks for Small Things

As we enter the holiday part of the year, I am reminded that we should slow down and think about what we are grateful for. Yes, health and family are big on everyone's list. But what about the small everyday things that happen? The things that we take for granted behind the scenes. Not the big-ticket items. So, here is my list:

I am thankful for the ladies that step up within the Guild and take on the tasks to keep the Guild running. This is on top of all they other things they have going on. They give up family time to do this.

I am thankful for Susan Turk for going out of her way and finding a good venue for our retreats and keeping us on track. And for the Mystery Quilt this year.

I am thankful for Shawn Carr for all her efforts to entice and urge and prod all of us into participating in the show and all things quilty. This while she struggles with her family issues.

And Donna for cajoling and twisting our arms in a sweet way to make more Angel Quilts !! Even though we all know she does it for the popcorn each month.

I want to thank Judy and Sue and Mae for going to pick up all those bolts of fabric, fat quarters and misc. items and thinking about the Guild and how we can best utilize it for the good of our members.

Thanks, Linda, for trying to stimulate our minds with speakers and workshops each month and all within a budget.

Thanks, Suzanna Fox, for working so hard to get our Guild involved in different events. I know that takes lots of tracking people down and phone work that we never see.

I know I have missed specific people who do things and it was not my intention to leave any one off my list. But I am most grateful for the members and friends I have become acquainted with over the years through the Guild. Some still with us and some not. You have all enriched my life in some way and it has been a bright place in my life each month.

So, as you go about your holiday tasks try to give a smile to the harried cashier and maybe an extra thank you to the person who least expects it. Be the bright spot in someone's day! Give thanks for the small things you are able to enjoy like that unexpected yardage on the sale table at your favorite quilt store. Matching seams and straight borders will work also. Check out all the little things we take for granted and be thankful.

Many blessings to all of you over the holidays.

Forever Thankful,

Carol Cook

2019 Fall Retreat in Review

We had another wonderful time at Compass Centre. Sue Gray brought a lot of fat quarters to make Donation Quilts, Donna Reid did a ruler and hand sewing technique, Deborah Kay demo pearl trimmings/prairie points and I demo the fabric star for the Christmas Tree. Door prizes were distributed to everyone. Three Bear Creek members joined us at retreat and really enjoyed their company. There were a lot of complaints about the temperature, but we think we figured it out and the second night was better. Spirits and fellowship seemed to calm everyone down. Thanks for another great time ladies!

Happy Sewing!

Susan Turk

2020 Retreat

We will have two Guild retreats for 2020, the Spring at Compass Centre March 5-8 and the Fall at a new location called Red Boot Retreat October 22-25. I will start collecting money for the Spring Retreat in December. If there are any food allergies, please let me know.

The fall retreat will be at a new location called Red Boot Retreat. It is located North/West of Hillsboro. There is a max of 32 and minimum of 24 required. The bedrooms range from 2, 3 or 4 beds and there are 6 full baths and 2 half bathrooms. There will be a massage therapist if you want one. The workstation has 2 tables with adjustable legs and are the hard tops (not plastic) where your machine will not bounce when you sew. Your station also includes a cutting mat and a high-powered lamp with a dimmer. Centralized iron stations will be available. The eating area is next to the sewing area where Tea and Coffee are available. The local quilt shops are located in Whitney. This venue requires a deposit and money ahead of time, so payment must be made to the guild or you will not be able to attend, no exceptions.

More Retreats!

Susan Turk



Alabama Pecanbread

Ingredients

2 cups pecans, finely chopped
1 ½ cups self-rising flour
1 cup sugar
1 cup vegetable oil
4 large eggs, beaten
1 teaspoon vanilla extract

Preparation

Preheat oven to 350° F and lightly grease a 9x13-inch baking dish with butter or non-stick spray.

In a large bowl, use a wooden spoon to stir together sugars (white and brown) eggs and oil until fully incorporated.

Stir in flour and salt until incorporated, then mix in vanilla and fold in pecans.

Pour batter into greased baking dish, then place in oven and bake for 45-60 minutes, or until toothpick inserted in center comes out mostly clean.

Remove dish from oven and let cool at least 15 minutes before slicing and serving.

Recipe adapted from **Just A Pinch**

Mariner's Compass

(1999)

(The sixth book in the Benni Harper series)

A novel by Earlene Fowler

Jacob Chandler knew everything about Benni Harper, and in his house were pieces of her life: a hand-carved statue of her childhood horse and a scrapbook of newspaper clippings that covered her work, her marriages, and the death of her first husband. And when Jacob Chandler died, he left his home in Morro Bay and all its contents to Benni - the only stipulation being that Benni had to stay in the house, alone, for two weeks before the inheritance became hers. But Benni Harper has never even heard of Jacob Chandler. Now she has two weeks to follow his scavenger-hunt set of clues to discover whether he is her guardian angel or personal demon. The waters are rough and the direction unclear as she finds herself setting a course to a time and a place in her own past - a place Benni Harper and Jacob Chandler both knew as home...

Mystery Quilt Workshop

October Mystery Quilt is the last instructions for the Mystery Quilt. The November Workshop is Nov 23rd at the Jaycee's Large Room dedicated to finishing your Quilt or any UFO you have laying around needing to finish up. We will show your Quilt Tops at the December Guild Meeting.

Sew Happy,
Susan Turk

2019 Mystery Quilt Challenge – October (Part 1)

Irving Quilt Guild by Susan Turk and Susan Grewing

Block A – Unit 1, 3, and 8

Instructions given to make 6 blocks for Lap Size. **12 blocks for Twin Size.**

Summary:

Assemble Units to make each block:

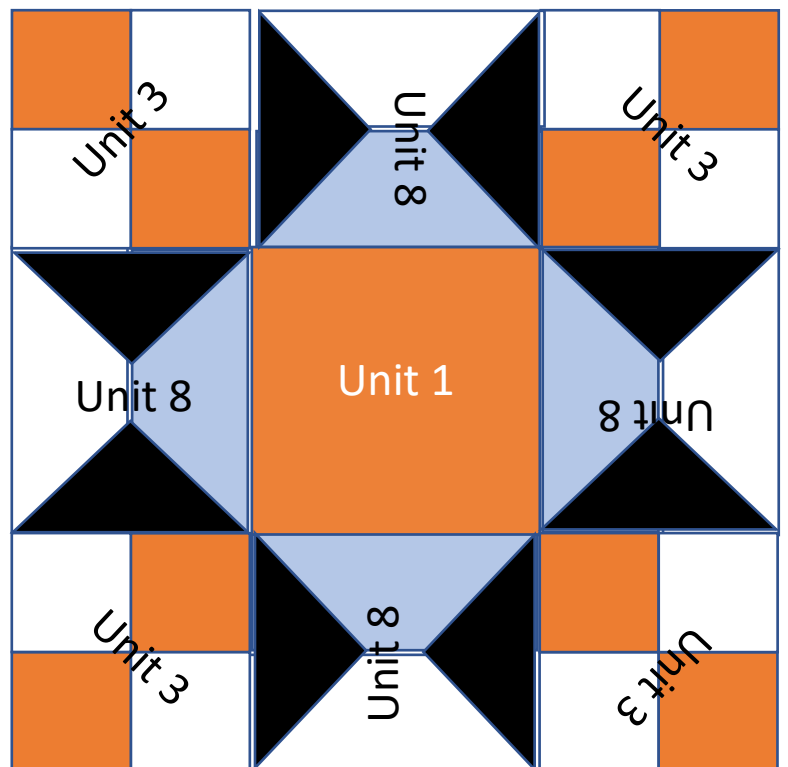
Unit 1 (qty 1)

Unit 3 (qty 4)

Unit 8 (qty 4)

Detail Instructions:

- Arrange and sew $\frac{1}{4}$ " seam allowance to make Block A



2019 Mystery Quilt Challenge – October (Part 2)

Irving Quilt Guild by Susan Turk and Susan Grewing

Block B – Unit 2, 9, and 10

Instructions given to make 6 blocks for Lap Size. **12 blocks for Twin Size.**

Summary:

Assemble Units to make each block:

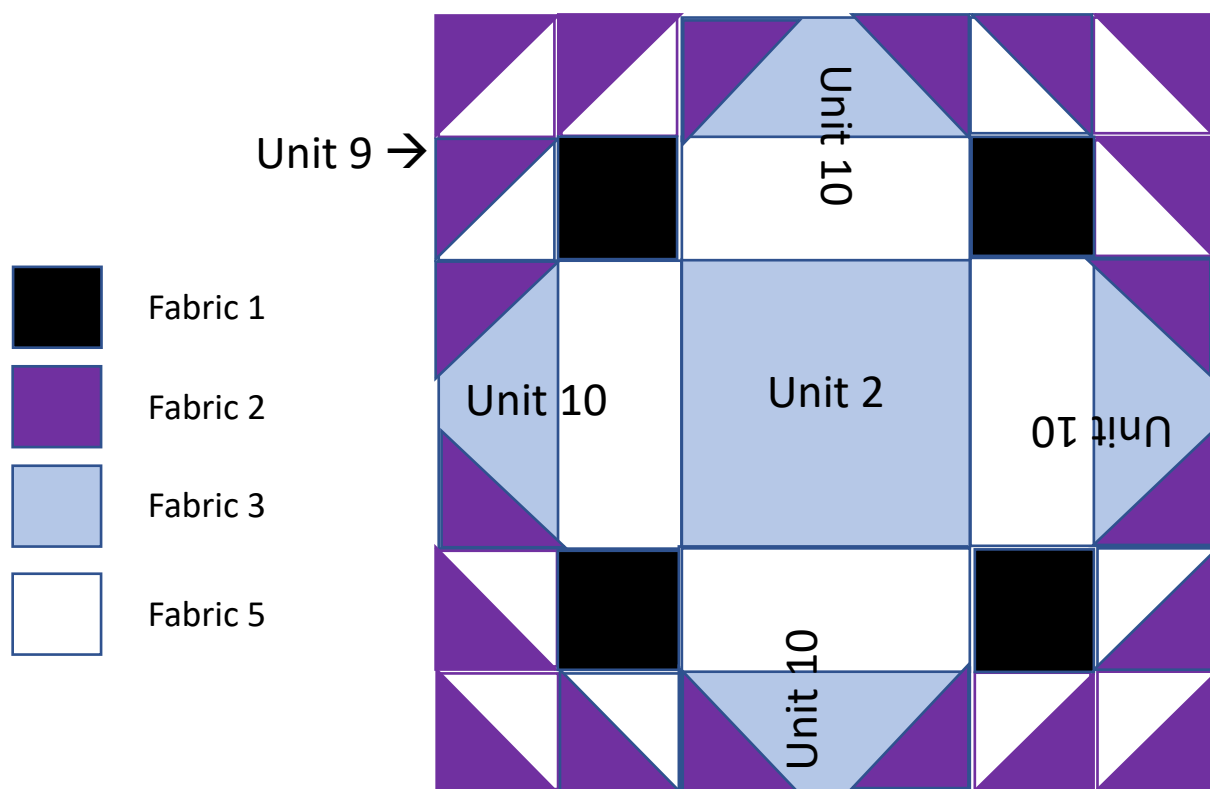
Unit 2 (qty 1)

Unit 9 (qty 4)

Unit 10 (qty 4)

Detail Instructions:

- Arrange and sew $\frac{1}{4}$ " seam allowance to make Block B



*** If you have any questions, please email Susan Turk (susanturk182@hotmail.com)

Friendship Groups

Guild members are cordially invited to join a sewing group for fellowship, growth and stitching.
Most groups have room for new members.

Threadpickers

Threadpickers meets at Saint Mark's Episcopal Church which is at the corner of 6th St. and O'Connor on the second Thursday of each month, from 10 am to 2 pm.

If you are looking for a friendly daytime group, please meet with us at St Mark's! You can "Brown Bag" your lunch and bring your drink or choose one of the restaurants in downtown Irving.

Bring a project to work on and be ready for a couple of hours of friendship and good conversation.

For more information, contact me!

Cynthia Gladden
972-790-9024



Material Woman

(Second Monday - 6-9 pm – Holy Family Church)

We meet at Holy Family Church. Each meeting we have a pattern to learn and work on together. You're always welcome to bring your own project to work on. All are welcome.

Donna Reid 214 435-4148
donna@acdenterprises.com

Frayed Knots

(Second: Monday 4:30PM – 6PM)

Frayed Knots

We meet at Jaycee Park Large Room on the 2nd Monday of the month at 1:00pm to sew and around 4:30 we have a meeting, and we usually leave by 6 unless someone wants to continue sewing until 11PM. The next meeting will be November 11.

We have fun sewing and talking with each other. If you are having problems, there are always several people around to help. If you want to use the time to cut out patterns or batting, there are lots of tables to put together to have a good space for that. And you can just do hand sewing if you don't want to haul your machine out for the afternoon.

We are taking request for our Christmas Party. Does someone want to host it, do we want to do gift exchange, and do we want to cook or take up money next month to have food brought into Jaycee Park? Please let me know what you suggest. I will be sending an email to the group to get requests.

Our Block exchange is going well, and we will be ready to exchange at the December meeting.

Carol, Judy, Mae, and I were there from the Frayed Knots Group this month, hope to see more of you next month.

Feel free to join us if you can.

Sue Gray



Officers

President:

Shawn Carr

1st Vice President:

Linda Scott

2nd Vice-President:

Susan Turk

Treasurer:

Cynthia Gladden

Secretary:

Ginny North

Chairpersons

Angel Quilts:

Donna Reid

Audit:

Deborah Kay

Door Prizes/Fabric Lotto:

IQG Team

Historian:

Nancy Norris

Hospitality:

Susan Holt

Keeper Quilts:

Janie Merritt

Love Thy Baby:

LaCora McSwain

Membership:

Suzanna Fox

Newsletter Editor:

Judy Poole

Nomination:

Parliamentarian:

Quilt Show:

Carol Cook

Quilts of Valor:

Carol Cook

Raffle Quilt:

Scholarships:

Sunshine & Shadow/ Welcoming:

Connie Angeles

TAQG:

Cynthia Gladden

Webmaster:

Susan Turk

Officer's Meetings

The Officers and Committee Members meet the second Thursday of each month at Oakview Baptist Church (north entrance) at 1004 South Story Road, Irving. We meet at 6:00 and everyone is welcome.

Long Arm Machine Quilters

Linda Cole	214-727-4397
Janie Merritt	469-644-2867
Linda Scott	972-986-7890
Bonnie Sloan	972-252-8067
Susan Turk	214-236-7975

November Birthdays

- 1 Jodi Rhea
- 2 Barbara Barry
- 3 Joni Clary
- 4 Kathy Coleman
- 4 Nancy Watts
- 8 Mickie Ray
- 8 Yolanda Garcia
- 9 Kristi Wilson
- 16 Susan Doe
- 19 Pam Chenault
- 19 Dena Bartlett
- 26 Marilyn Ackerman
- 28 Jackie Wagner



Happy
Thanksgiving


Membership

Current Members	80
New Members	0
Meeting Attendance	47
Guests	1
Total attending	48

Dues Information

The Guild's annual dues are due at the November meeting for the following year. All members are required to wear their current membership card as their name badge. A 50¢ fine is charged if not worn at the meeting.

Dues are \$30.00 per year.



Veterans Day

Irving Quilt Guild

The Quilting Press newsletter is published monthly for the Irving Quilt Guild, a not-for-profit 501(c)3, volunteer organization founded in 1998.

NEWSLETTER DEADLINES

Please submit all newsletter contributions, letters, reports, black & white photos, prepaid advertisements, etc. to the editor at judy343@tx.rr.com

All ads must be prepaid, camera ready, and fit the size requirement. Ads received after the deadline will be included in the next month's publication. Deadline for publication is the third Thursday of each month for the following month's issue.

ADVERTISING RATES:

1/8 pg (3.5X2) \$3/mo; \$8/3 mo;
\$15.25/6 mo; \$30/yr.

1/4 pg (3.5X4.5) \$5.75/mo;
\$15/3 mo; \$29/6 mo; \$57/yr.

/2 pg (7X4.5) \$11/mo;
\$29/3 mo; \$56/6 mo; \$110/yr.

Full pg (7X9.5) \$21/mo; \$56.50/3 mo;
\$107/6 mo; \$210/yr.

Irving Quilt Guild
P.O. Box 154291
Irving, TX 75015-4291



November Meeting Reminders:

- **Items for Show and Tell**
 - ❖ Angel Quilts
 - ❖ Quilt of Valor
 - ❖ Love Thy Baby Items
- **Food & Drink – E-M - just bring something that fits their fancy..**

November 2019			
11/14/19	Officers Meeting	6:00 pm	Oakview Baptist Church
11/21/19	Guild Meeting	6:30 – 9:00 pm	Oakview Baptist Church
2nd Monday	Frayed Knots	4:30 - 6:00 pm	Jaycee Park
2nd Thursday	Threadpickers	10:00 am – 2 pm	Saint Mark's
2nd Monday	Material Women	6:00 – 9:00 pm	Holy Family Church

IRVING QUILT GUILD MISSION STATEMENT

Promote fellowship among persons interested in all aspects of quilt making. Preserve our quilt-making heritage and traditions. Participate in quilt-related projects that are of service to our community.

**Please visit our website
to learn more about the IQG!**

www.IrvingQuiltGuild.com

