



# The Quilting Press

Published by the Irving Quilt Guild, Inc.

August 2018  
Volume 20, Issue 8

## President's Message

Hi Ladies:


10 days of over 100 degrees! Wow – so hot! We can't seem to keep watermelon and iced tea at our house.

The class given by Beverly was so much fun! We all made The Texas Flag and had a great time! We missed everyone that did not come to the workshop. August is coming and we will have Sara Schacht as our guest speaker. She will be talking about the Color Wheel and how to choose complimentary or opposite colors when quilting with fabrics.

Bring 1 yard of UGLY fabric to the August meeting. We will be playing a game and then once you end up with your stack of UGLY fabrics, you will have August, September, October and November to make something with your fabric. We will be showing these items at the Christmas Party in December.

I look forward to having a guest speaker in September and a workshop, our 20<sup>th</sup> Anniversary Party in October, Blue Christmas with the Irving Fire and Police Departments in November (along with a garage sale) and a Christmas Party in December and showing our UGLY items... 2018 has been a great year! Please let me know if there is something special you would like to hear about in 2019 and we will start looking for a speaker to cover that topic!!

Stitching Our Lives Together with your help,  
Shawn Carr  
469 585-9368  
shawncarr33@gmail.com



### National Watermelon Day


**When:** Always on August 3rd

This big fruit deserves it's own big day. And, so we give pause to celebrate watermelons on National Watermelon Day. Sweet and tasty, watermelons are one of summer's favorite fruit. It's standard fare at picnics. While watermelon is over 90% water, it sure tastes good. And, what picnic would be complete without a seed spitting contest?

Our research was unable to establish this day a a true national day (which requires an act of congress). We also have not uncovered the origin of this day. we suspect it originated by an agricultural organization, or perhaps a wild and crazy watermelon fan.

Please don't limit your consumption of watermelon to just this month. Stores carry watermelon twelve months of the year.

## IQG General Meeting Minutes



Date: August 19, 2018

The meeting was called to Order at 7:00 pm

The minutes from June were approved as published in the newsletter.

Sunshine and Shadows: Suzanna's son had surgery, and Darlene has taken a fall. We welcomed two guests tonight.

Cynthia Gladden reported that the Guild worked and managed the Mini Auction and Thread sales events at their rally this year. Over \$3,000 was raised on Mini Quilt Auction which is the highest amount ever. Thanks to everyone that contributed a mini quilt for the auction and the team of volunteers from the guild that worked these events.

Meeting and Workshop facility – Shawn stated that a new event center has opened at the Old Irving Library. It is called The Study. This may be an alternative site for future workshops in the event we need it. A small group of members may try it out for a workshop in the near future and will report back.

A nominating committee was appointed. Members are Sue Gray, Carol Cook and Judy Poole.

The Fall retreat is scheduled at Compass Centre for October 4<sup>th</sup> – October 7<sup>th</sup>. The rate for Thursday until Sunday Check out is \$267.50. As in the past, arrival time is 12:30 P.M. Susan Holt will start accepting money for the retreat at next month's meeting.

Programs and Workshop - Beverly Ingram, owner of Quilters Dream, presented a trunk show with many quilts from England Designs. The quilts are created using the picture piecing technique, and paper templates. [www.Englanddesign.com](http://www.Englanddesign.com) This method be taught at the workshop this Saturday. The first and best pattern to learn this technique is using her State of Texas design. Lunch will be provided. 9 people have signed up for the workshop thus far. Board Member Julie Beck stated that the scheduled facility has been experiencing d electrical issues and may not be suitable. Beverly has invited us to her shop for the workshop instead as she has a room available. Everyone agreed, and it will be held there instead. Special thanks to our longtime friend of the Guild, Beverly Ingram and Quilters Dream!

Quilts of Valor - Carol stated that she has panels for more quilts. She would like them completed by the Defenders of Freedom Picnic in May for presentation to recipients.

Show & Tell for Angel Quilts, Quilts of Valor and other projects was held. Door Prizes were awarded, as well as the "Light Red" slip for Angel Quilt points.

Shawn advised the membership to bring a yard of fabric for the upcoming Ugly Fabric Challenge in August. This is going to be a game and fabric exchange. Projects will be revealed at the December meeting.

Members with last names from E - P are scheduled to bring food for August. But anyone can join in!

Meeting Adjourned Time: 8:45 pm



## Programs comments for July 2018

What a great time was had by all who attended the workshop on picture piecing. It's a good thing to have new techniques to learn, if only to say that you did it and aren't in favor of doing it again. I fear that I am in this category. All of the pieces were supposed to make the full picture when finished but mine had many tiny edges of that paper sewed into the seams. Then the only thing you can do is have a friendly meeting with a good pair of tweezers to resolve the issue. Some of the picture quilts are really beautiful, so those who can piece correctly would have a work of art to hang. Regardless, there were lots of people laughing, Beverly did her usual great job of teaching, pizza was really good – what more could you ask for?

Next month Sara Schacht will be giving us pointers on how to effectively use color in quilts. The color wheel is great for those who know how to use it. Unfortunately, I'm not one of those people so this will be a very instructive class for me. I think it's great that some of the talent in our guild can be passed on to the other members.

September brings a class and workshop by Brenda Berry on playing with scraps. That's something I believe we all have plenty of. I look forward to it. Workshop will be at JC Park small room.

Please don't forget to bring your one yard of 'ugly fabric' in August if you want to do a challenge quilt along with others in the guild. Should be hilarious to see what people bring and what other fabrics they will get to make their finished product. I understand that these quilts will be shown at the December meeting with members doing the judging. Another fun evening!!

Stay cool and keep quilting,  
Julie Beck

## Book Club Selection

### ***Death of a Kitchen Diva***

(The first book in the **Hayley Powell Food and Cocktails Mystery** series)

A novel by **Lee Hollis**

Single mum Hayley Powell is barely keeping her leaking roof over her head when her boss at the "Island Times" gives her a new assignment - taking over the paper's food column. Hayley's not sure she has the chops - she's an office manager, not a writer, even if her friends clamor for her mouth-watering potluck dishes. But the extra income is tempting, and Hayley's chatty first column is suddenly on everyone's menu - with one exception. When rival food writer Karen Appelbaum is found face-down dead in a bowl of Hayley's creamy clam chowder, all signs point to Hayley. To clear her name, she'll have to enlist some help, including her BFFs, a perpetually pregnant lobster woman, and a glamorous real estate agent. As she whips up a list of suspects, Hayley discovers a juicy secret about the victim - and finds herself in a dangerous mix with a cold-blooded killer.

## Middle Child's Day

When: Always August 12th

*Middle Child's Day* gives a little well-deserved recognition to the wonderful and special middle child in the family.

For parents of three children, you likely know the "Middle Child Syndrome" all too well. If you grew up the middle child with both older and younger siblings, you know the feeling from a very personal perspective.

The first child is the first child. Beyond a doubt, the first born is a very special occasion. And he, or she, has all of mom and dad for a while before the second child comes along. The final child is and always will be the baby of the family.

This author knows what it's like to be a middle child. We won't go into a dissertation about what Middle Child Syndrome is. Rather, we will focus upon one aspect. Older and younger children tend to be more outgoing, or extroverted. The middle Child tends to be more introverted, quieter, perhaps a bit of a loner.

It is very fair and fitting that we celebrate, and place into the limelight, the middle child today. Go out and enjoy this day to the fullest. Tell the world about it. Be a little outspoken, and let the world know how great it is to be the middle child. You truly are a wonderful, talented, and special person! Happy *Middle Child's Day* to all of my fellow middle children!



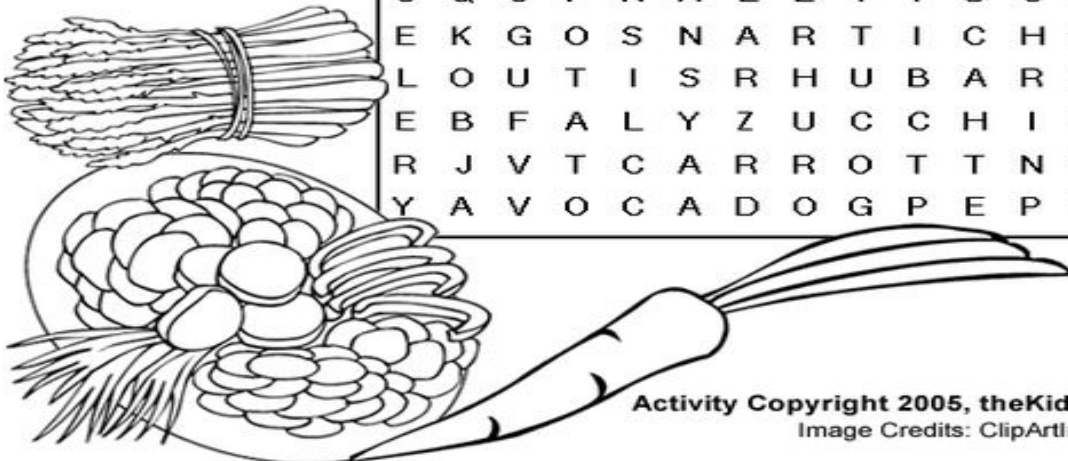
# Vegetables Word Search

Search the puzzle for the words shown in the word list.  
Circle each word that you find until you find all of the 24  
vegetable-related words.

### Word List

brussels sprouts	
potato	cucumber
pumpkin	lettuce
alfalfa	parsley
artichoke	pepper
asparagus	rhubarb
avocado	carrot
broccoli	radish
cabbage	beans
cauliflower	spinach
celery	zucchini
corn	yam
	pea

Y	A	M	B	R	O	C	C	O	L	I	R	B	A	G
C	A	U	L	I	F	L	O	W	E	R	D	Q	L	P
C	U	C	U	M	B	E	R	N	Z	T	T	C	F	A
Y	Y	N	S	P	I	N	A	C	H	S	J	O	A	R
Z	R	O	A	E	C	A	B	B	A	G	E	R	L	S
M	Z	O	R	A	D	I	S	H	M	V	B	N	F	L
K	A	A	S	P	A	R	A	G	U	S	G	X	A	E
R	F	A	Q	M	B	P	U	M	P	K	I	N	Y	Y
B	R	U	S	S	E	L	S	S	P	R	O	U	T	S
C	Q	O	P	N	A	L	E	T	T	U	C	E	L	M
E	K	G	O	S	N	A	R	T	I	C	H	O	K	E
L	O	U	T	I	S	R	H	U	B	A	R	B	D	T
E	B	F	A	L	Y	Z	U	C	H	I	N	I	H	
R	J	V	T	C	A	R	R	O	T	T	N	E	F	F
Y	A	V	O	C	A	D	O	G	P	E	P	P	E	R



# Angel Quilts

This month you turned in 12 Angel Quilts. We're always greeted with smiles when we take them to Scottish Rite. Plus, a couple of ohhh and ahhs. Sometimes a new person will ask "How long does it take you to make all of these?" I smile and explain that I have a couple of friends helping me. Thank you, friends!

People will see the quilts and say I remember my grandmother made me a quilt. Then we talk about grandma for a few minutes and they smile.

I would like to invite everyone to make an Angel Quilt that you didn't plan to make. Try a new pattern or one you already love to make. It'll make you happy. I need to make more stars.

Charlene Adair won the 4 points from the Lite Red raffle.

Donna Reid 214 435-4148 [donna@acdentprises.com](mailto:donna@acdentprises.com)



## LOVE THY BABY... need to get your Volunteer hours done?

Would you consider doing some small quilts and or Receiving blanks for us?

Love Thy Baby provides all the fabric so if your stash is short and you want volunteer hours please consider doing blankets for us.

We provide all the fabric needed all you have to do is surge or a rolled hem on the 36 x 36 flannel. Small quilts 36 x 36 are completely put together all you have to do is do the quilting on top in the ditch or meandering.

\*Small quilts are 1 for 1 Point

\*Surging or rolled hem on the receiving blankets 10 for 2 Points


\*Hats, diaper shirts and booties are 10 for 2 Point

**Please remember to bring all your Receiving Blankets, small quilts and hats back to our next meeting. Please make sure you return them in the white bag that you took them in along with the tag on the bag**

If you have any questions, please contact me.

I thank you – and Love Thy Baby thanks you.

LaCora McSwain 972-255-6233 or [l.mcswain4@verizon.net](mailto:l.mcswain4@verizon.net)





## Quilt of Valor Panel Challenge

We did so well at the Quilt of Valor booth this year and you all helped me so generously for the Defenders of Freedom picnic that I wanted to see what I could do to help you with your next QOV quilt. So, with the money I raised in the booth, I went shopping and bought 20 Patriotic Quilt panels. Then I divided the signed signature blocks that had been collected into stacks of 30 and bundled those with 15 of the panels. I ran out of the blocks so 5 large panels will not come with blocks but it's such a beautiful panel I think those that pick that one will not be disappointed. I am going to pick up some batting that is being donated and I will include that with those that sign out a quilt kit from me for the challenge.

My "challenge" is that you take a kit, make a QOV and return it in March of 2019. There will be a Quilt show of these quilts and the top 4 will receive a prize.

There are 4 different panels to choose from. All in different sizes and orientations. If you want to incorporate the signed blocks into the quilt you can. I would like any unused blocks returned to me afterwards. I ask only that the quilts be large enough to cover a 6-foot man or the recommended minimum size of 60 X 80. The rest is up to you.

I will have these kits at the August meeting for you to sign them out. Please do not take a kit unless you are sure you can get it done and returned by March.

As always, keep in mind who you are giving these quilts to and the sacrifices they have made for us. We are honoring them and giving them comfort as they heal. Sew with love in your hearts.

Thank you, ladies.

Carol

## Summer Lemon Cake

Cake: 1 box of lemon cake mix mixed as on box with 1 tablespoon of lemon juice and one teaspoon of vanilla added

Bake as per box. Set into refrigerator for several hours to cool.

Frosting:

1/2 - 3/4 cup of vanilla yogurt

2 9.5 oz jars of Kroger's private collection California lemon fruit filling (these seem to be a little more tart than Comstock pie fillings, but you could use any pie filling you like) I usually find these on the bottom shelf.

Mix well. Set into refrigerator.

Take cake out of fridge and cut in half length wise. Spread half of frosting on bottom layer. Add top layer. Frost top with rest of the frosting. Cover with cool whip. For best flavor keep cool.

Also done this with just the lemon filling. Blue berries layered in the middle would be good too.

Thanks, Patricia

# Friendship Groups

Guild members are cordially invited to join a sewing group for fellowship, growth and stitching.  
Most groups have room for new members.

## Frayed Knots

(Second Monday – 6 - 9 pm - Jaycee Park,  
2018 Puritan)

The Frayed Knots will meet Monday 13<sup>th</sup>  
at 6:00 Jaycee Park.

We continue to work on the red, white and  
blue blocks, some further along than  
others. We had a lot of fun and had some  
show and tell.

Feel free to drop by and visit with us if you  
are looking for a friendship group.

Have a great month of piecing!  
Please call if you have any questions.

Happy Quilting!

**Linda Scott**  
**972-986-7890**

## Threadpickers

Threadpickers meets at Saint Mark's Episcopal  
Church which is at the corner of 6<sup>th</sup> St. and  
O'Connor on the second Thursday of each  
month, from 10 am to 2 pm.

If you are looking for a friendly daytime  
group, please meet with us at St Mark's!  
You can "Brown Bag" your lunch and bring  
your drink or choose one of the restaurants  
in downtown Irving.

Bring a project to work on and be ready for a  
couple of hours of friendship and good  
conversation.

For more information, contact me!


**Cynthia Gladden**  
**972-790-9024**

## Material Woman

(Second Monday - 6-9 pm –  
Holy Family Church)

We all work hard to complete our quilts. Some  
of these are for charity. Some are for family  
members and sometimes we get to make one  
for ourselves. For the August meeting the  
Material Women are going out to dinner at 6:00  
Olive Garden. All are welcome.

Donna Reid 214-435-4148  
[donna@acdenterprises.com](mailto:donna@acdenterprises.com)



## August Birthdays

5	John Poole
7	Connie Angeles
10	Carol Cook
16	Wanda Rolf
20	Wanda Dunn
27	Sarah Schacht
29	Virginia Glasgow
29	Chris Kauffman

**Happy Birthday!**

## Officers

**President:**

Shawn Carr

**1<sup>st</sup> Vice President:**

Julie Beck

**2<sup>nd</sup> Vice-President:**

Susan Holt

**Treasurer:**

Cynthia Gladden

**Secretary:**

Ginny North

## Chairpersons

**Angel Quilts:**

Donna Reid

**Audit:**

Wanda Dunn

**Door Prizes/Fabric Lotto:**

Connie Angeles

**Historian:**

Nancy Norris

**Hospitality:**

Sandy Beissel

**Keeper Quilts:**

Janie Merritt

**Love Thy Baby:**

LaCora McSwain

**Membership:**

Suzanna Fox

**Newsletter Editor:**

Judy Poole

**Nomination:**

Sue Gray

**Parliamentarian:**

**Quilt Show:**

Carol Cook

**Quilts of Valor:**

Carol Cook

**Raffle Quilt:**

Linda Scott

**Scholarships:**

Suzanna Fox

**Sunshine & Shadow/**

**Welcoming:**

Connie Angeles

**TAQG:**

Cynthia Gladden

**Webmaster:**

Susan Turk

## Officer's Meetings

The Officers and Committee Members meet the second Thursday of each month at Oakview Baptist Church (north entrance) at 1004 South Story Road, Irving. We meet at 6:00 and everyone is welcome.

## Long Arm Machine Quilters

Linda Cole	214-727-4397
Janie Merritt	469-644-2867
Linda Scott	972-986-7890
Bonnie Sloan	972-252-8067
Susan Turk	214-236-7975

If you would like to be on this list to do angel quilts or quilt of valor send me an email [judyp343@tx.rr.com](mailto:judyp343@tx.rr.com) thanks

Amador, C.	10	Haynie, T.	20
Adair, C.	28	Holt, S.	45
Ray, M.	25	Kauffman, C.	2
Angeles, C.	48	Lawrence, A.	24
Banks, E.	17	Martin, B.	7
Barry, B.	28	McSwain, L.	63
Beck, J.	28	Merritt, J.	6
Beissel, S.	76	North, G.	30
Bowen, J.	24	Norris, N.	5
Campbell, N.	20	Poole, J.	52
Carr, S.	12	Reid, D.	185
Chenault, P.	11	Schacht, S.	38
Cole, L.	80	Scott, L.	6
Coleman, K.	84	Sloan, B.	116
Coleman, N.	63	Tollett, J.	67
Cook, C.	68	Turk, S.	114
Doe, S.	37.5	Vauble, L.	64
Dugosh, J.	4	Wagner, J.	20
Fox, S.	24	Walsh, G.	109
Gladden, C.	4	Weiblen, D.	18
Ray, S.	12	Wilson, K.	5
Grewing, S.	54		

## Dues Information

The Guild's annual dues are due at the November meeting for the following year. All members are required to wear their current membership card as their name badge. A 50¢ fine is charged if not worn at the meeting.

**Dues are \$30.00 per year.**

## Membership

Current Members	75
New Members	0
Meeting Attendance	45
Guests	1
Total attending	46

V  
O  
L  
U  
N  
T  
E  
E  
R  
  
H  
O  
U  
R  
S



## Irving Quilt Guild

The Quilting Press newsletter is published monthly for the Irving Quilt Guild, a not-for-profit 501(c)3, volunteer organization founded in 1998.

### Newsletter Deadlines

Please submit all newsletter contributions, letters, reports, black & white photos, prepaid advertisements, etc. to the editor at [judy343@tx.rr.com](mailto:judy343@tx.rr.com)

All ads must be prepaid, camera ready, and fit the size requirement. Ads received after the deadline will be included in the next month's publication. Deadline for publication is the third Thursday of each month for the following month's issue.

### Advertising Rates:


**1/8 pg (3.5X2)** \$3/mo; \$8/3 mo;  
\$15.25/6 mo; \$30/yr.

**1/4 pg (3.5X4.5)** \$5.75/mo;  
\$15/3 mo; \$29/6 mo; \$57/yr.

**/2 pg (7X4.5)** \$11/mo;  
\$29/3 mo; \$56/6 mo; \$110/yr.

**Full pg (7X9.5)** \$21/mo; \$56.50/3 mo;  
\$107/6 mo; \$210/yr.

**Irving Quilt Guild**  
**P.O. Box 154291**  
Irving, TX 75015-4291



### August Meeting Reminders:

- Items for Show and Tell
- Angel Quilts
- Quilt of Valor
- Love Thy Baby Items
- Food & Drink – E - P

August 2018			
8/9/18	Officers Meeting	6:00 pm	Oakview Baptist Church
8/16/18	Guild Meeting	6:30 – 9:00 pm	Oakview Baptist Church
2nd Monday	Frayed Knots	6:00 - 9:00 pm	Jaycee Park
2nd Thursday	Threadpickers	10:00 am – 2 pm	Saint Mark's
2nd Monday	Material Women	6:00 – 9:00 pm	Holy Family Church

### IRVING QUILT GUILD MISSION STATEMENT

Promote fellowship among persons interested in all aspects of quilt making. Preserve our quilt-making heritage and traditions. Participate in quilt-related projects that are of service to our community.

**Please visit our website  
to learn more about the IQG!**

**[www.IrvingQuiltGuild.com](http://www.IrvingQuiltGuild.com)**

# AUGUST

### EXTEND THE LIFE OF YOUR CUTTING MAT

Cutting mats are a quilter's best friend. When you start your journey of quilting, your life will be made much easier by purchasing a self - healing mat to cut your fabrics on. These mats close up any incisions from rotary cutters leaving no visible slices on the mat. Self - healing mats have a certain limit to the amount of slicing they can take so if you start seeing cuts remain or need more pressure when using a rotary cutter, this may indicate your mat needs replacing.

Cutting mats can last a long time and to ensure your mat serves you well, take care of it. You can extend the life of your cutting mat by following a few tips:

- Avoid harsh chemicals when cleaning your mat. Clean stains and dust by using a gentle soap and water combination and a lint - free cloth.
- If you cut a fuzzy or linty fabric, such as minky fabric or loosely woven canvas, the extra fluff can sometimes get stuck in the cuts. In order for your mat to heal, the fuzz needs to be removed.